

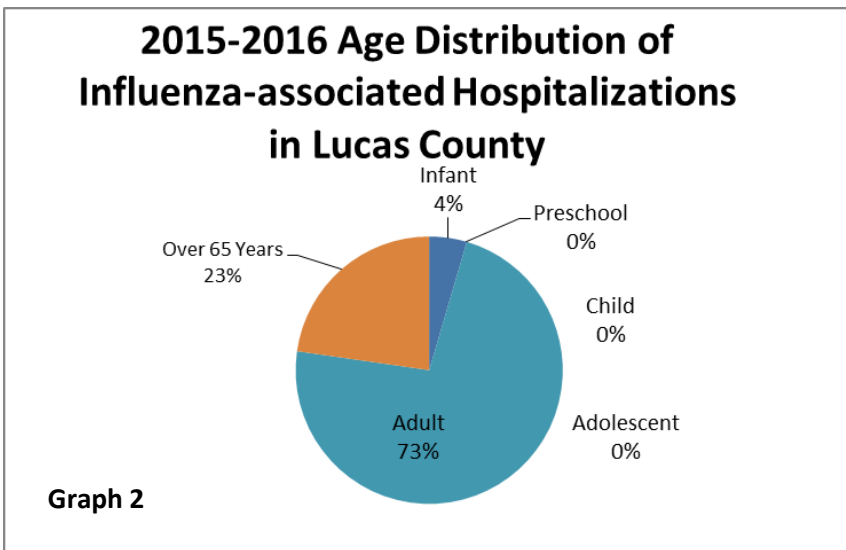
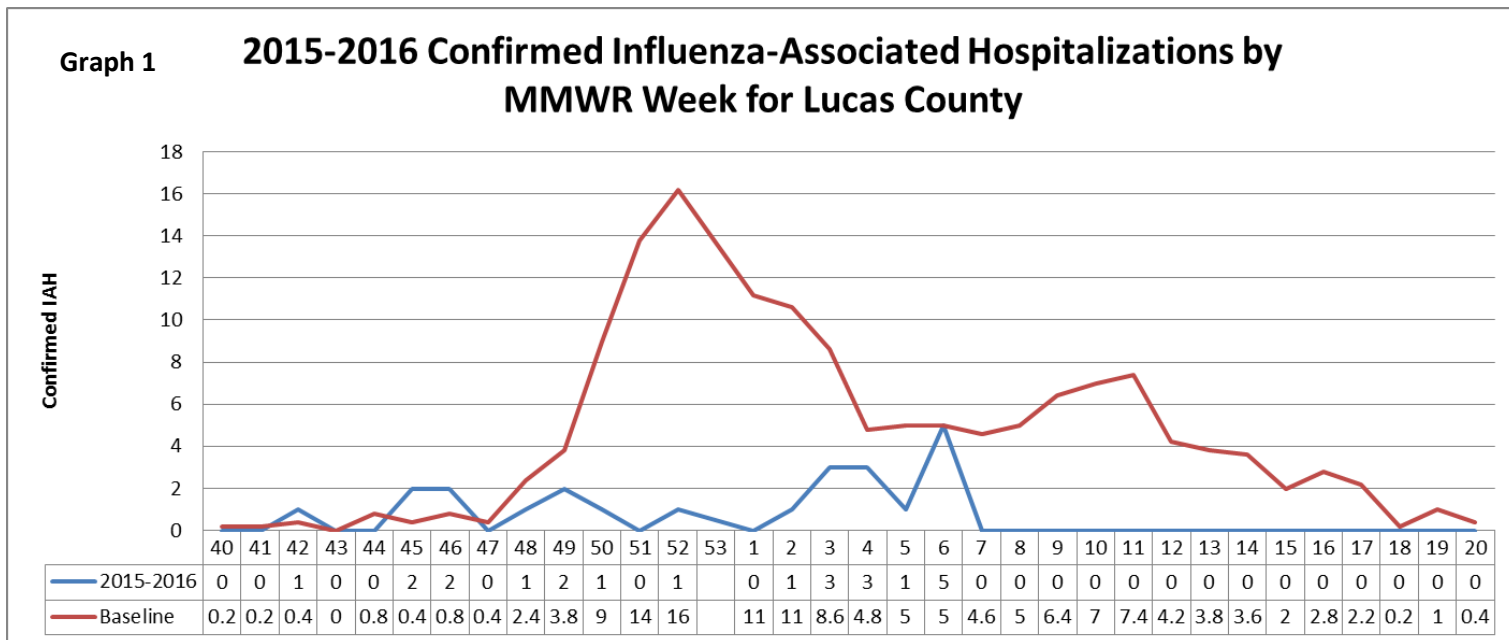
Toledo-Lucas County Health Department Seasonal Influenza Activity Summary

MMWR Week 6

February 7-13, 2016

Current Influenza Activity Levels:

- Lucas County had **5** confirmed Influenza-associated Hospitalizations reported, bringing the total to **23** as of February 13, 2016.
- *Gender Distribution of Cases:* 74% female and 26% male.
- Graph 1 illustrates the current confirmed Influenza-Associated Hospitalizations compared to baseline, which is a five year average.
- Lucas County accounts for 5.9% of Influenza-associated Hospitalizations in Ohio.

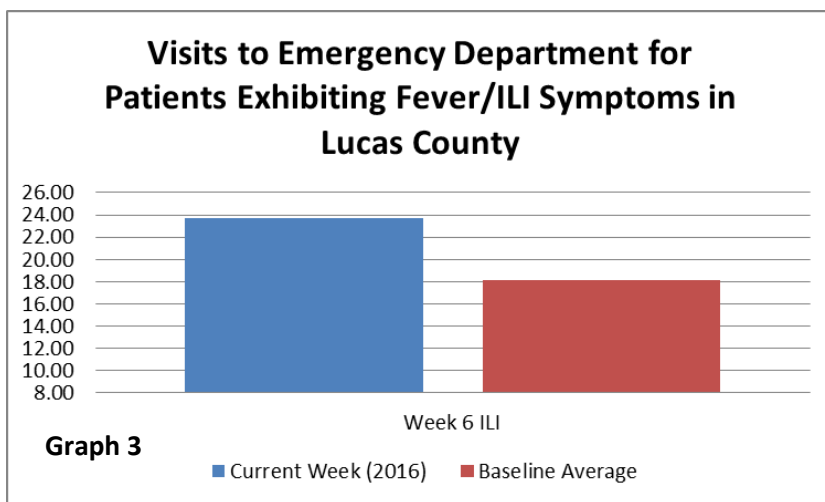


- Infant: 0-2 years
- Preschool: 3-5 years
- Child: 6-12 years
- Adolescent: 13-17 years
- Adult: 18-64 years
- Over 65 years

Graph 2

Summary of State Data: Current Ohio Activity Level (Geographic Spread) - Regional: Definition: Increased ILI in > 2 but less than half of the regions AND recent (within the past 3 weeks) lab confirmed influenza in the affected regions, OR institutional outbreaks (ILI or lab confirmed) in > 2 but less than half of the regions AND recent (within the past 3 weeks) lab confirmed influenza in the affected regions. During MMWR Week 6, public health surveillance data sources indicate minimal intensity for influenza-like illness (ILI) in outpatient settings reported by Ohio's sentinel ILINet providers. Data from other outpatient indicators are showing sharper increases in ILI across multiple public health regions. The percentage of emergency department (ED) visits with patients exhibiting constitutional symptoms increased but is below baseline levels statewide; the percentage of fever and ILI specified ED visits increased but is also below baseline levels. There were 51 influenza-associated hospitalizations reported.

*The number of emergency department visits with patients exhibiting fever/ILI symptoms was elevated over baseline in Lucas County for MMWR week 6, for this first time this flu season. ILI (Influenza-Like Illness) is defined as a fever greater than or equal to 100 degrees F AND a cough or sore throat. (Graph 3)



State Surveillance:

- ODH lab has reported 128 influenza tests from specimens sent from various submitters. 2015-2016 influenza season results: (25) A/pdmH1N1; (1) A/H3N2; (3) Influenza B; (through 02/18/16).
- The National Respiratory and Enteric Virus Surveillance System (NREVSS) has reported 14,595 influenza tests performed at participating facilities. 2015-2016 influenza season positive results: (17) H1N1, (3) A/H3N2, (81) Flu A Not Subtyped, and (25) Flu B (through 02/18/16).
- No pediatric influenza-associated mortalities have been reported during the 2015-2016 season (through 02/18/16).
- No novel influenza A virus infections have been reported during the 2015-2016 season (through 02/18/16).
- Incidence of confirmed influenza-associated hospitalizations in 2015-2016 season = 358 (through 02/18/16)

Regional Surveillance: During week 5 (January 31st – February 13th, 2015), the proportion of outpatient visits for ILI in Region 5 (Ohio is in Region 5) remained at 1.5%, which is below the regional baseline of 1.9%. Indiana, Michigan, and Pennsylvania reported Regional Activity; Ohio reported Local Activity (Regional for Week 6); West Virginia reports Sporadic Activity.

Important Flu Information:

[Flu Scan-CIDRAP](#)

[Pregnant Women and the Flu](#)

National activity levels and more information can be found at the following CDC pages:

- <http://www.cdc.gov/flu/weekly/usmap.htm>
- <http://www.cdc.gov/flu/>

State and Regional data provided by the Ohio Department of Health [Ohio Flu Activity](#)