

Lucas County

There were **41** infant deaths in Lucas County in 2016.

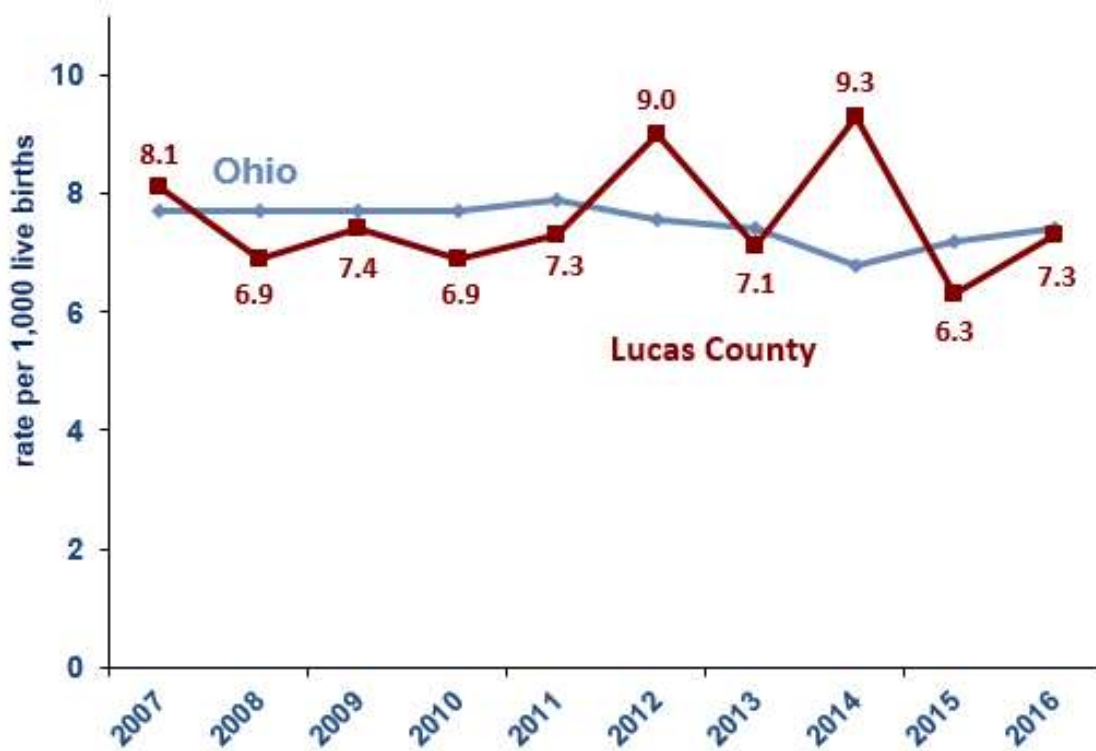
County Highlights

Between 2015 - 2016, Lucas County experienced a...

- Decrease in the proportion of premature births among black women;
- Increase in the proportion of black women breastfeeding at hospital discharge; and
- 11.5% reduction in the number of teen births.

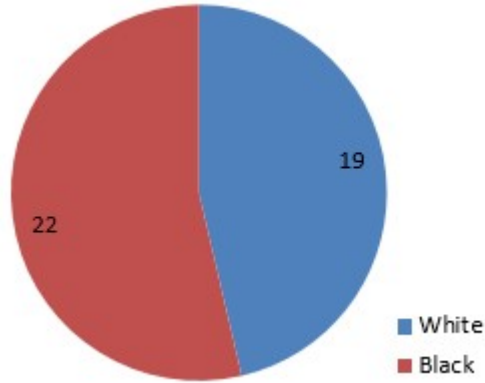


Infant Mortality Rate, Ohio & Lucas County, 2007-2016

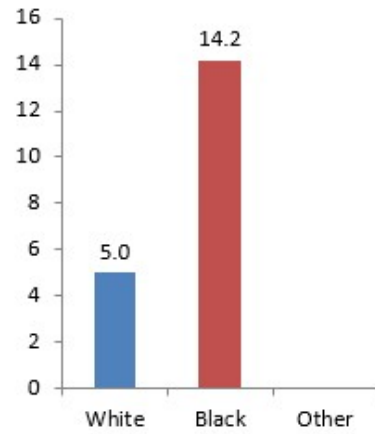


Infant Deaths by Race

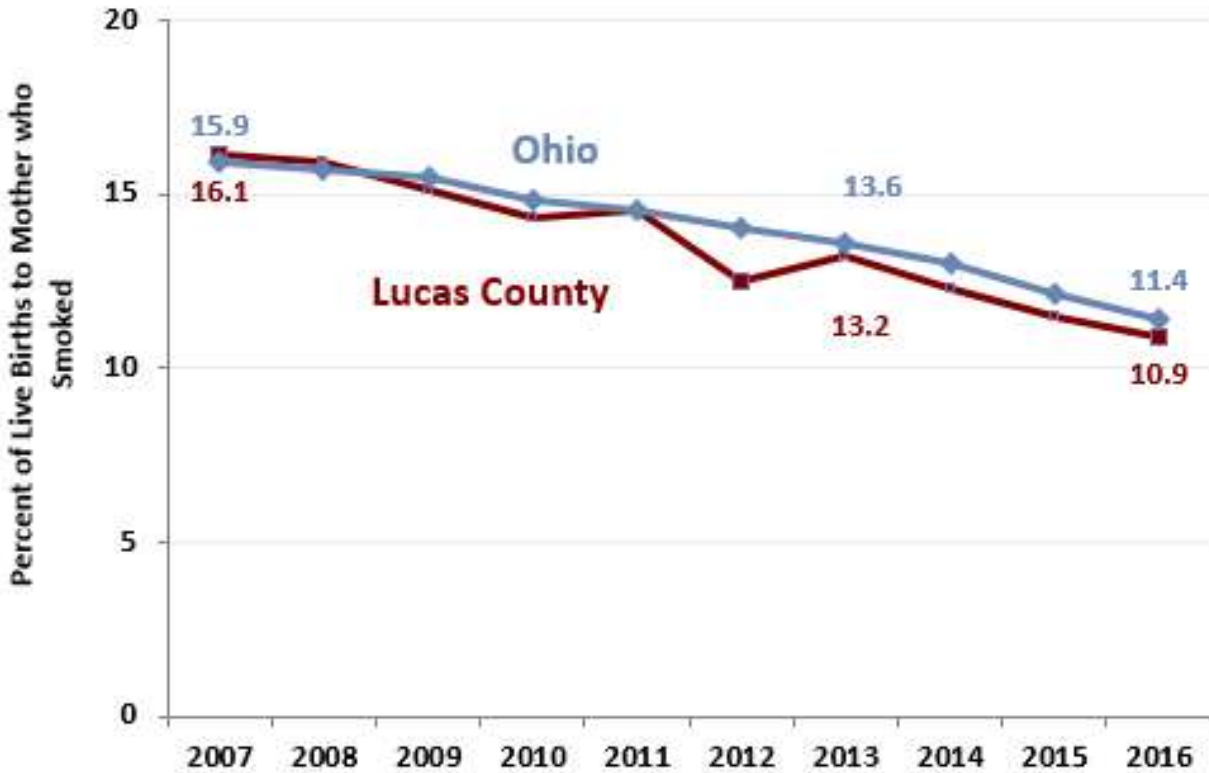
Number of Infant Deaths, 2016



2016 Death Rate per 1,000 live births



Mother's Third Trimester Smoking Status, Ohio & Lucas County, 2007-2016



**Interpregnancy Intervals (birth to conception) among Singleton Births
Ohio & Lucas County, 2016**

	Ohio			Lucas		
	All Races	White	Black	All Races	White	Black
< 18 months	36.3%	37.0%	36.4%	38.3%	37.3%	40.7%

**Infant Deaths by Gestational Age,
Lucas County, 2016**

Gestational Age	Number of Deaths
< 20 Weeks	6
20-23 Weeks	11
24-27 Weeks	4
28-33 Weeks	6
34-36 Weeks	1
37-41 Weeks	10
≥ 42 Weeks	1
Unknown	2

**Infant Deaths by Birth Weight,
Lucas County, 2016**

Birthweight (grams)	Number of Deaths
< 1500	20
1500-2499	4
2500-3999	9
4000+	0
Unknown/Not Linked	8

Note: Missing birth weight data is common for infant deaths.

Entry into 1st Trimester Prenatal Care, Lucas County, 2015 and 2016

