

Toledo-Lucas County Health Department Seasonal Influenza Activity Summary

MMWR Week 5 January 28-February 3, 2018

Local Surveillance:

Current Influenza Activity Levels:

Lucas County had **53** confirmed Influenza-associated Hospitalizations (IAH) reported in week 5, bringing the total to **397** cases as of February 3, 2018. *92% of cases were flu type A, 74 were H3 strain-the majority were not subtyped.*

--zero deaths reported during week 5

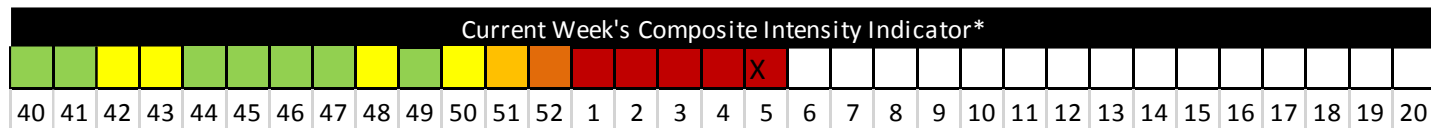
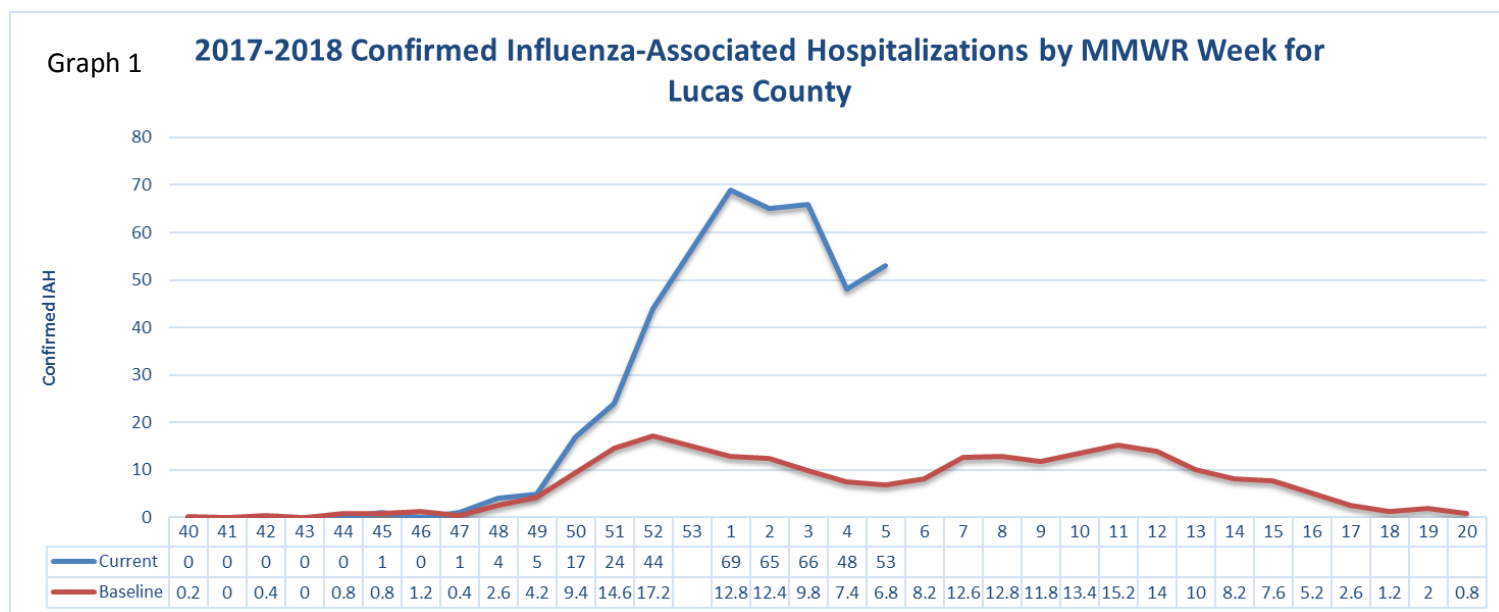
Gender Distribution of Cases: 55% female, 45% male

Lucas County accounts for 3.9% of the IAH reported in Ohio. Rate per 100,000 population**: 85.56

*Stating Influenza as the cause of death OR as 'a consequence of' on the certificate of death. Please note that some individuals may have underlying health conditions and influenza may not be the sole cause of their death.

**Disease rates were calculated by number of cases per 100,000 residents using 2010 census data

Graph 1 illustrates the current confirmed IAH compared to baseline, which is a five year average.



High	Mod	Low	Minimal
------	-----	-----	---------

* Combination of ED visit data and Influenza-associated Hospitalizations.



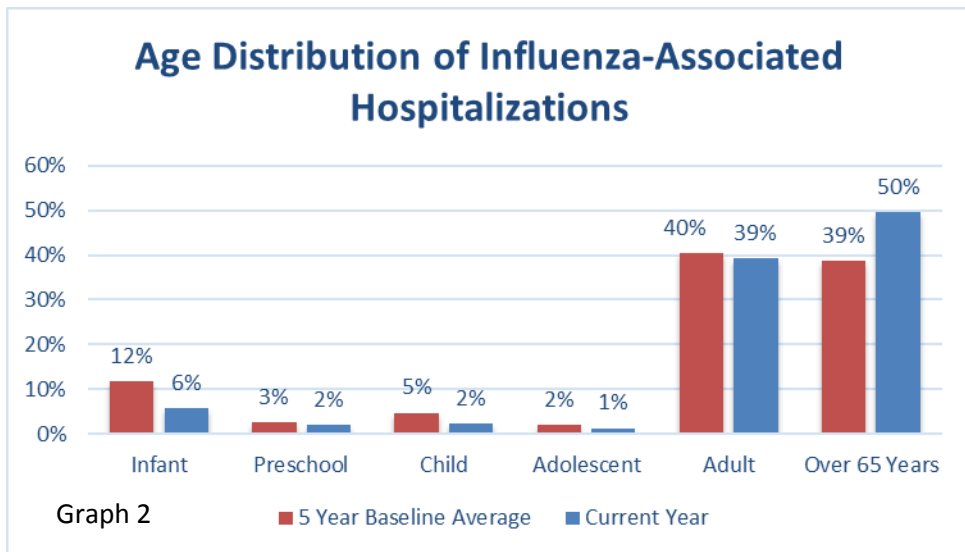
ED Visits are comprised of Influenza-like illness and respiratory syndrome as **compared to the baseline average**

MAIN OFFICE
635 North Erie Street
Toledo, Ohio 43604
419.213.4100

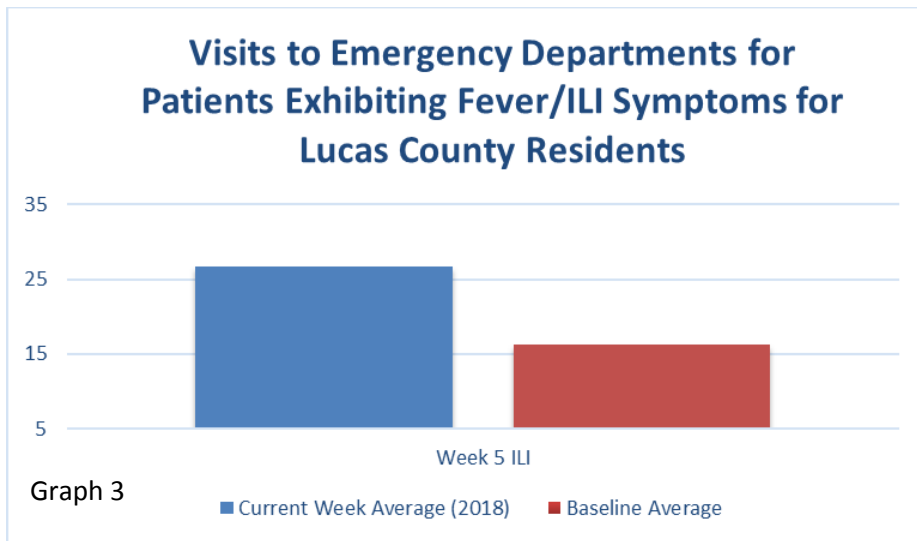
WESTERN CLINIC SITE
330 Oak Terrance Blvd.
Holland, Ohio 43528
419.213.6255

Toledo-Lucas County Health Department Seasonal Influenza Activity Summary

MMWR Week 5 January 28-February 3, 2018



The number of emergency department visits with patients exhibiting fever/ILI symptoms was well above baseline for MMWR 5. ILI (Influenza-Like Illness) is defined as a fever greater than or equal to 100 degrees F AND a cough or sore throat. (Graph 3)



Summary of State Data: **Current Ohio Activity Level (Geographic Spread) – Widespread**

Definition: Increased ILI in at least half of the regions AND recent (within the past 3 weeks) lab confirmed influenza in the state.

During MMWR Week 5, public health surveillance data sources indicate elevated influenza-like illness (ILI) activity in outpatient settings reported by Ohio’s sentinel ILINet providers. Outpatient medical claims related to influenza-like

Toledo-Lucas County Health Department Seasonal Influenza Activity Summary

MMWR Week 5 January 28-February 3, 2018

illness increased during MMWR Week 5. The percentage of emergency department visits with patients exhibiting constitutional symptoms and fever and ILI specified ED visits increased. Reported cases of influenza-associated hospitalizations are above the seasonal threshold*. There were 1126 influenza-associated hospitalizations reported.

State Surveillance:

- ODH lab has reported 813 influenza tests from specimens sent from various submitters. 2017-2018 influenza season results: (571) A/H3N2; (67) A/pdmH1N1; (53) Influenza B; (through 02/03/2018).
- The National Respiratory and Enteric Virus Surveillance System (NREVSS) has reported 43,143 influenza tests performed at participating facilities. 2017-2018 influenza season positive results: (43) H1N1, (291) A/H3N2, (6657) Flu A Not Subtyped, and (948) Flu B (through 02/03/2018).
- 3 pediatric influenza-associated mortalities have been reported during the 2017-2018 season (through 02/03/2018).
- No novel influenza A virus infections have been reported during the 2017-2018 season (through 02/03/2018).
- Incidence of confirmed influenza-associated hospitalizations in 2017-2018 season = 9,738* (through 02/03/2018).

Regional Surveillance*: During week 4 (January 21st – January 27 th, 2018), the proportion of outpatient visits for ILI in Region 5 (Ohio is in Region 5) was 5.08%, which is above the regional baseline of 1.8%. Michigan, West Virginia, Pennsylvania, Ohio, Indiana, and Kentucky reported Widespread Activity.

National Surveillance*: During week 4 (January 21st – January 27th), most U.S. states reported Moderate or High influenza activity, though a few are still reporting Low or Minimal activity. The proportion of outpatient visits for ILI was 7.1%, which is above the national baseline of 2.2%. All 10 regions reported ILI at or above their region-specific baseline level. The most frequently identified influenza virus type reported by public health laboratories was influenza A (H3N2).

*Regional and National surveillance data are reported one week later than Ohio state and local data

Flu Information:

[CDC: Update on Flu Activity](#)

State, Regional and National data is provided by the Ohio Department of Health

[ODH Influenza Activity Summary MMWR 5](#)