

Toledo-Lucas County Health Department Seasonal Influenza Activity Summary

MMWR Week 02 January 5-11, 2020

Local Surveillance:

Current Influenza Activity Levels:

Lucas County had **37** confirmed Influenza-associated Hospitalizations (IAH) reported in week 01, bringing the total to **152** cases as of January 11, 2020. *75% of cases are flu type B.*

--There were no deaths reported

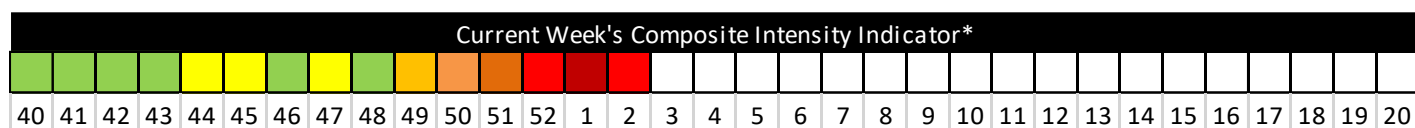
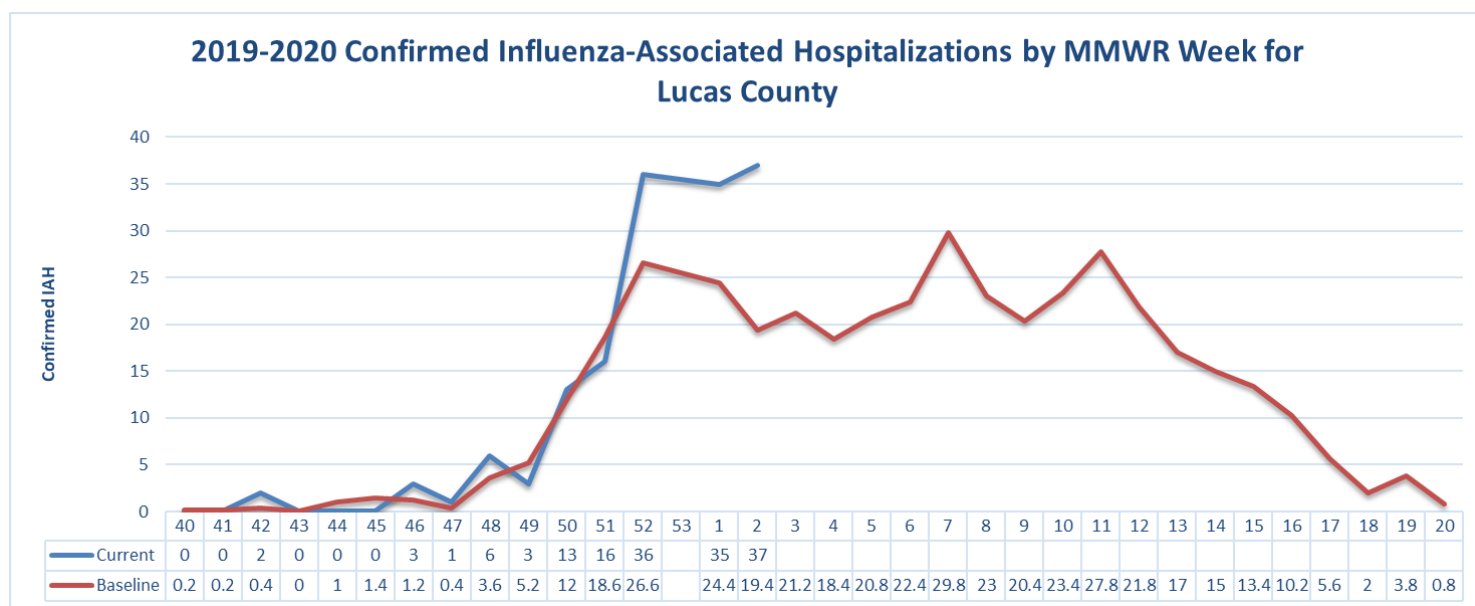
Gender Distribution of Cases: 59% female, 41% male

Lucas County accounts for 5.9% of the IAH reported in Ohio. Rate per 100,000 population^{**}: 32.82

^{*}Stating Influenza as the cause of death OR as 'a consequence of' on the certificate of death. Please note that some individuals may have underlying health conditions and influenza may not be the sole cause of their death.

^{**}Disease rates were calculated by number of cases per 100,000 residents using 2010 census data

Graph 1 illustrates the current confirmed IAH compared to baseline, which is a five year average.



High	Mod	Low	Minimal
------	-----	-----	---------

^{*}Combination of ED visit data and Influenza-associated Hospitalizations.

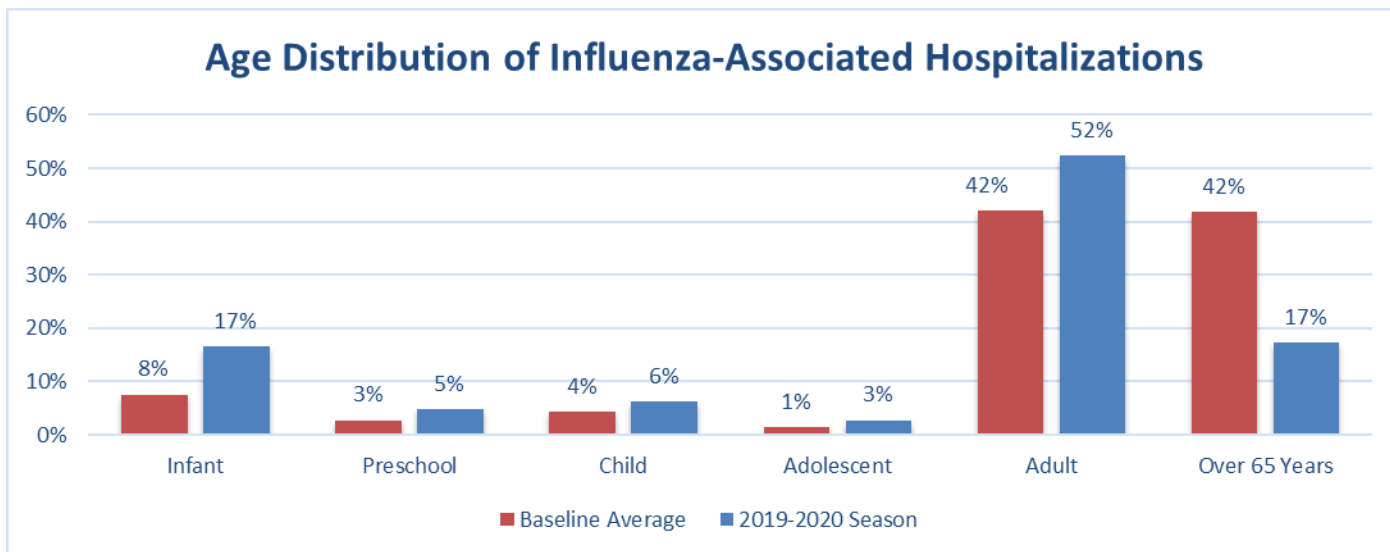
ED Visits are comprised of Influenza-like illness and respiratory syndrome as **compared to the baseline average**



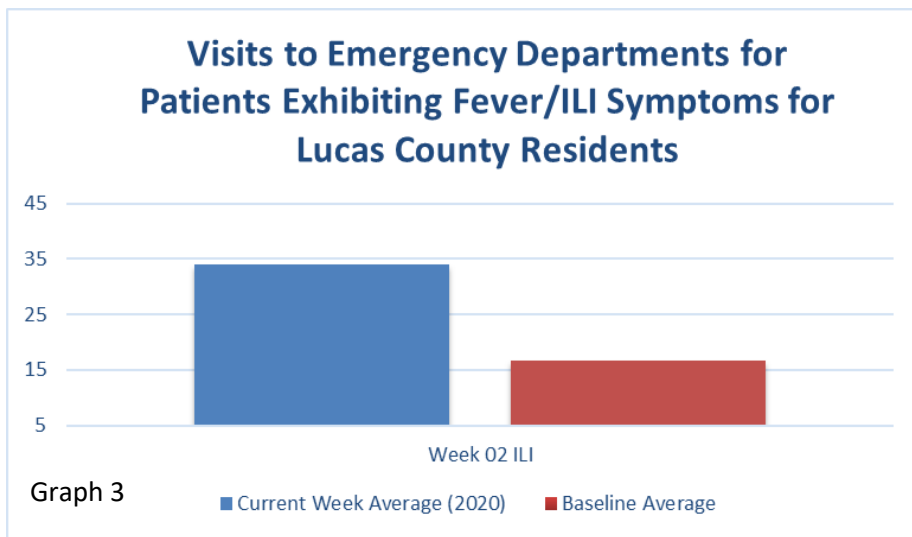
For more information on state and local flu surveillance, please contact:
 Lauren Wagener (419) 213-4264 WagenerL@co.lucas.oh.us

Toledo-Lucas County Health Department Seasonal Influenza Activity Summary

MMWR Week 02 January 5-11, 2020



The number of emergency department visits with patients exhibiting fever/ILI symptoms was significantly above baseline for MMWR 02. ILI (Influenza-Like Illness) is defined as a fever greater than or equal to 100 degrees F AND a cough or sore throat. (Graph 3)



Summary of State Data: Current Ohio Activity Level (Geographic Spread) – Widespread Definition: Increased ILI in at least half of the regions AND recent (within the past 3 weeks) lab confirmed influenza in the state. During MMWR Week 2, public health surveillance data sources indicate minimal intensity for influenza-like illness (ILI) in outpatient settings reported by Ohio’s sentinel providers. The percentage of emergency department visits with patients exhibiting constitutional symptoms are above baseline levels statewide; fever and ILI specified ED visits are also above baseline

Toledo-Lucas County Health Department Seasonal Influenza Activity Summary

MMWR Week 02 January 5-11, 2020

levels. Reported cases of influenza associated hospitalizations are above the seasonal threshold*. There were 672 influenza-associated hospitalizations reported during MMWR Week 2.

State Surveillance:

- ODH lab has reported 267 positive influenza tests from specimens sent from sentinel ILINet providers and hospital clinical labs. 2019-2020 influenza season results: (94) A/pdmH1N1; (17) A/H3N2; (156) Influenza B; (through 01/11/2020).
- The National Respiratory and Enteric Virus Surveillance System (NREVSS) has 38,571 influenza specimens tested by RTPCR at participating facilities. 2019-2020 influenza season positive results: (79) A/pdmH1N1; (2) A/H3N2; (1315) Flu A Not Subtyped; and (3959) Flu B; (through 01/11/2020)
- 1 influenza-associated pediatric mortality has been reported during the 2019-2020 season (through 01/11/2020).
- No novel influenza A virus infections have been reported during the 2019-2020 season (through 01/11/2020).
- Incidence of confirmed influenza-associated hospitalizations in 2019-2020 season = 2,472 (through 01/11/2020).

Regional Surveillance*: During week 1 (December 29th – January 4th, 2020), the proportion of outpatient visits for ILI in Region 5 (Ohio is in Region 5) was 3.55%, which is above the regional baseline of 1.9%. Michigan, Ohio, West Virginia, Pennsylvania, Kentucky, and Indiana reported Widespread Activity.

National Surveillance*: During week 1 (December 29th – January 4th, 2020), the majority of the U.S. reported High influenza activity. The proportion of outpatient visits for ILI was 5.8%, which is above the national baseline of 2.4%. All 10 HHS regions reported ILI levels at or above their region-specific baseline level. Nationally influenza B/Victoria viruses have been reported more frequently than other influenza viruses this season followed by A(H1N1)pdm09. The predominant virus varies by region. The predominant virus also varies by age group. Nationally, influenza B/Victoria viruses are the most commonly reported influenza viruses among children age 0-4 years (46% of reported viruses) and 5-24 years (58% of reported viruses), while A(H1N1)pdm09 viruses are the most commonly reported influenza viruses among persons 25-64 years (45% of reported viruses) and 65 years of age and older (48% of reported viruses).

**Regional and National surveillance data are reported one week later than Ohio state and local data*

State, Regional and National data is provided by the Ohio Department of Health

[ODH Influenza Activity Summary MMWR 02](#)