

# Toledo-Lucas County Health Department Seasonal Influenza Activity Summary

MMWR Week 1 December 31, 2017-January 6, 2018

## Local Surveillance:

### Current Influenza Activity Levels:

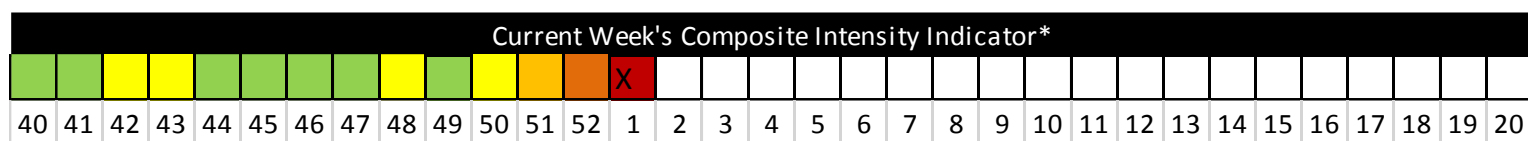
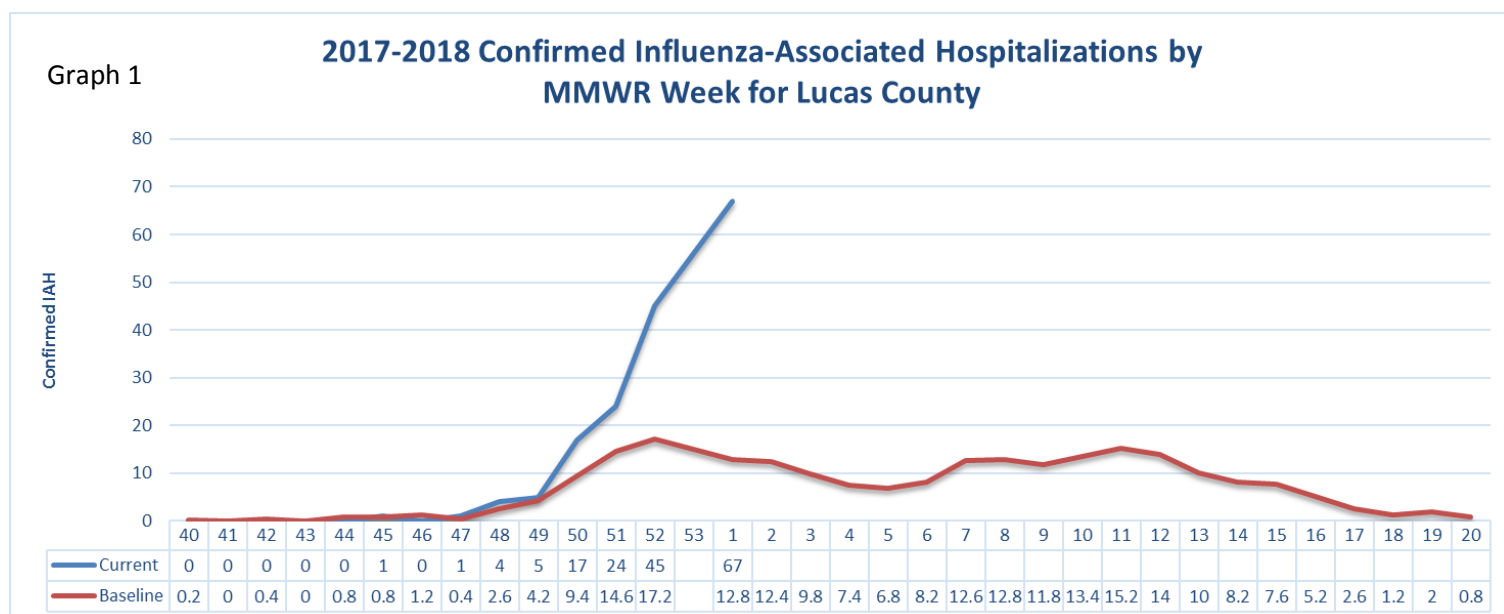
Lucas County had **67** confirmed Influenza-associated Hospitalizations (IAH) reported in week 1, bringing the total to **164** cases as of January 6, 2018. *94% of cases were flu type A, 16 were H3 strain-the majority were not subtyped. 6% of cases were unsubtype influenza B.*

*Gender Distribution of Cases: 52% female, 48% male*

Lucas County accounts for 3.6% of the IAH reported in Ohio. Rate per 100,000 population\*: 31.69

\*Disease rates were calculated by number of cases per 100,000 residents using 2010 census data

Graph 1 illustrates the current confirmed Influenza-Associated Hospitalizations compared to baseline, which is a five year average.



High	Mod	Low	Minimal	

\* Combination of ED visit data and Influenza-associated Hospitalizations.



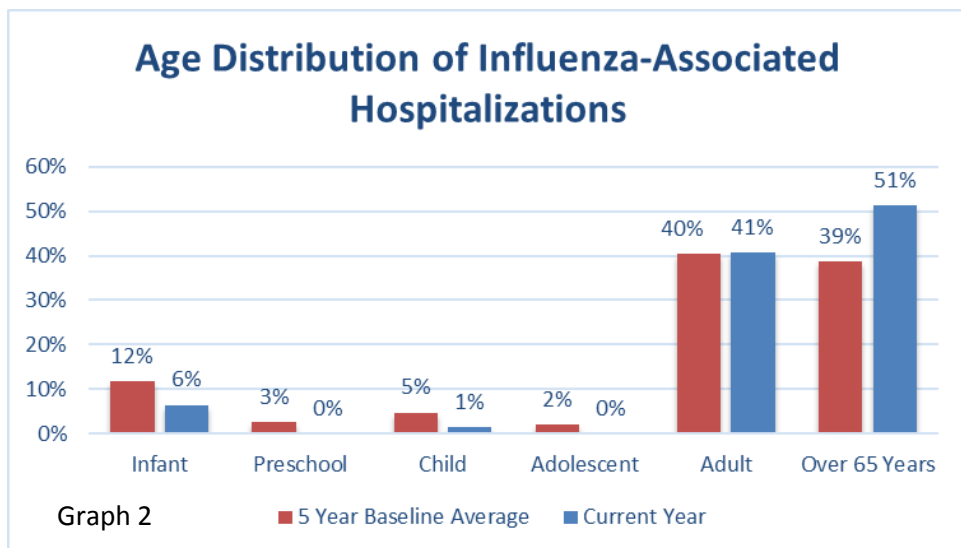
ED Visits are comprised of Influenza-like illness and respiratory syndrome as compared to the baseline average

**MAIN OFFICE**  
635 North Erie Street  
Toledo, Ohio 43604  
419.213.4100

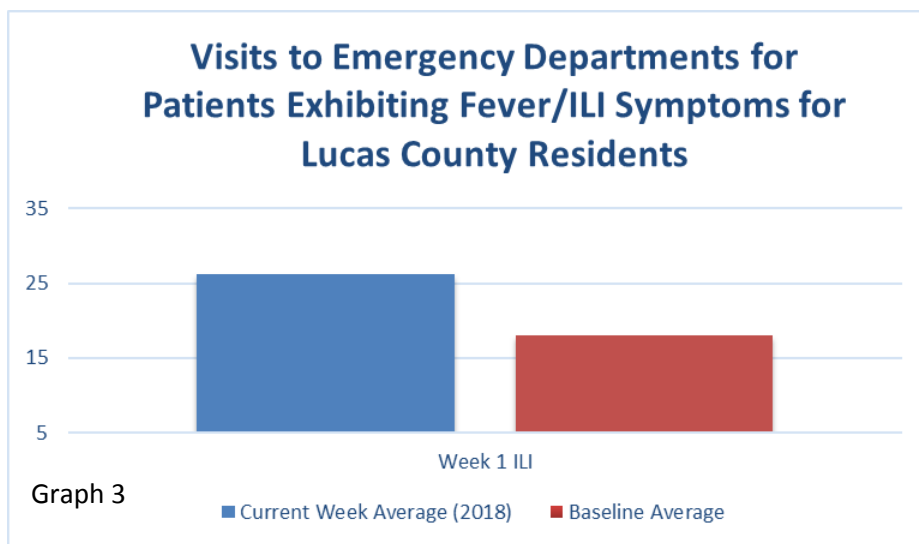
**WESTERN CLINIC SITE**  
330 Oak Terrance Blvd.  
Holland, Ohio 43528  
419.213.6255

# Toledo-Lucas County Health Department Seasonal Influenza Activity Summary

MMWR Week 1 December 31, 2017-January 6, 2018



The number of emergency department visits with patients exhibiting fever/ILI symptoms was above baseline for MMWR 1. ILI (Influenza-Like Illness) is defined as a fever greater than or equal to 100 degrees F AND a cough or sore throat. (Graph 3)



#### Summary of State Data: Current Ohio Activity Level (Geographic Spread) – Widespread

Definition: Increased ILI in at least half of the regions AND recent (within the past 3 weeks) lab confirmed influenza in the state.

During MMWR Week 1, public health surveillance data sources indicate increasing influenza-like illness (ILI) activity in outpatient settings reported by Ohio’s sentinel ILINet providers. Outpatient medical claims related to influenza-like

# Toledo-Lucas County Health Department Seasonal Influenza Activity Summary

MMWR Week 1 December 31, 2017-January 6, 2018

Illness are above seasonal threshold levels but decreased for the first time in several weeks during MMWR Week 1. The percentage of emergency department visits with patients exhibiting constitutional symptoms and fever and ILI specified ED visits are above baseline levels. Reported cases of influenza-associated hospitalizations are above the seasonal threshold\*. There were 1750 influenza-associated hospitalizations reported.

## **State Surveillance:**

- ODH lab has reported 370 influenza tests from specimens sent from various submitters. 2017-2018 influenza season results: (298) A/H3N2; (31) A/pdmH1N1; (17) Influenza B; (through 01/06/2018).
- The National Respiratory and Enteric Virus Surveillance System (NREVSS) has reported 26,251 influenza tests performed at participating facilities. 2017-2018 influenza season positive results: (11) H1N1, (117) A/H3N2, (2842) Flu A Not Subtyped, and (306) Flu B (through 01/06/2018).
- 0 pediatric influenza-associated mortalities have been reported during the 2017-2018 season (through 01/06/2018).
- No novel influenza A virus infections have been reported during the 2017-2018 season (through 01/06/2018).
- Incidence of confirmed influenza-associated hospitalizations in 2017-2018 season = 3857 (through 01/06/2018).

**Regional Surveillance\*:** During week 52 (December 24 – December 30, 2017), the proportion of outpatient visits for ILI in Region 5 (Ohio is in Region 5) was 4.7%, which is above the regional baseline of 1.8%. Michigan, West Virginia, Pennsylvania, Ohio, Indiana, and Kentucky reported Widespread Activity.

**National Surveillance\*:** During week 52 (December 24 – December 30, 2017), Most U.S. states reported Moderate or High influenza activity, though several are still reporting Low or Minimal activity. The proportion of outpatient visits for ILI was 5.8%, which is above the national baseline of 2.2%. All 10 regions reported ILI at or above their region-specific baseline level. The most frequently identified influenza virus type reported by public health laboratories was influenza A (H3N2).

\*Regional and National surveillance data are reported one week later than Ohio state and local data

## **Flu Information:**

[CIDRAP: Flu counts jump as 46 states report widespread activity](#)

[CDC: Antiviral Supply sufficient](#)

State, Regional and National data is provided by the Ohio Department of Health

[ODH Influenza Activity Summary](#)