

Toledo-Lucas County Health Department Seasonal Influenza Activity Summary

MMWR Week 44 October 28-November 3, 2018

Local Surveillance:

Current Influenza Activity Levels:

Lucas County had **2** confirmed Influenza-associated Hospitalizations (IAH) reported in week 44, bringing the total to **3** cases as of November 3, 2018. *67% of cases are flu type A.*

--There were no deaths* reported

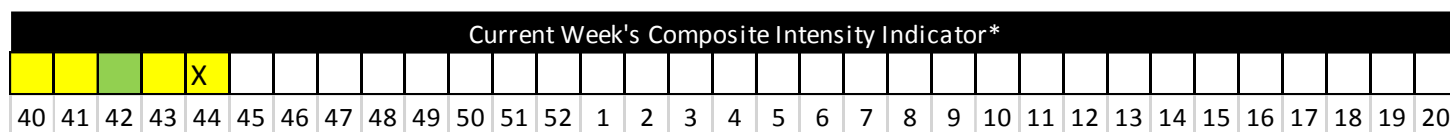
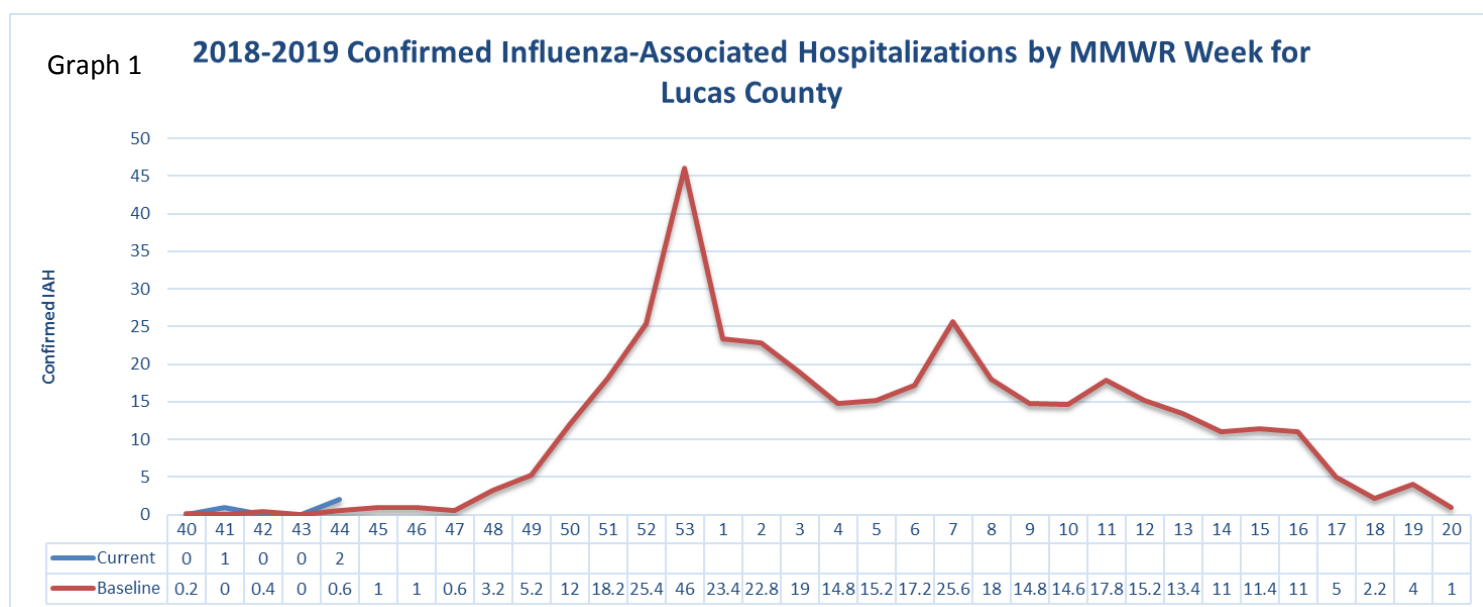
Gender Distribution of Cases: 33% female, 67% male

Lucas County accounts for 3.8% of the IAH reported in Ohio. Rate per 100,000 population**: 0.45

*Stating Influenza as the cause of death OR as 'a consequence of' on the certificate of death. Please note that some individuals may have underlying health conditions and influenza may not be the sole cause of their death.

**Disease rates were calculated by number of cases per 100,000 residents using 2010 census data

Graph 1 illustrates the current confirmed IAH compared to baseline, which is a five year average.



High	Mod	Low	Minimal
------	-----	-----	---------

* Combination of ED visit data and Influenza-associated Hospitalizations.



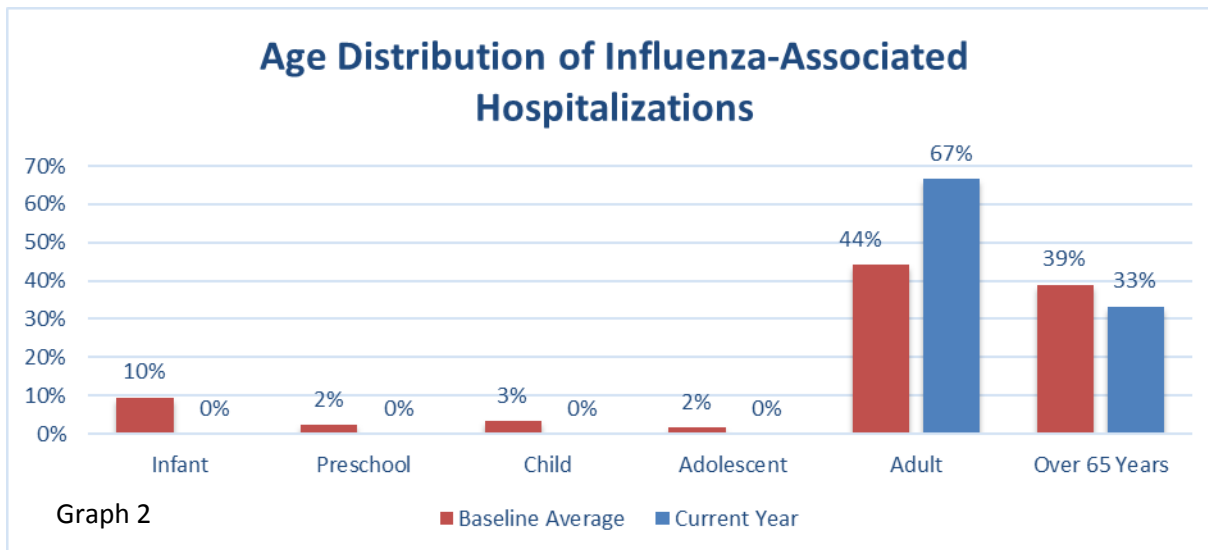
ED Visits are comprised of Influenza-like illness and respiratory syndrome as **compared to the baseline average**

MAIN OFFICE
635 North Erie Street
Toledo, Ohio 43604
419.213.4100

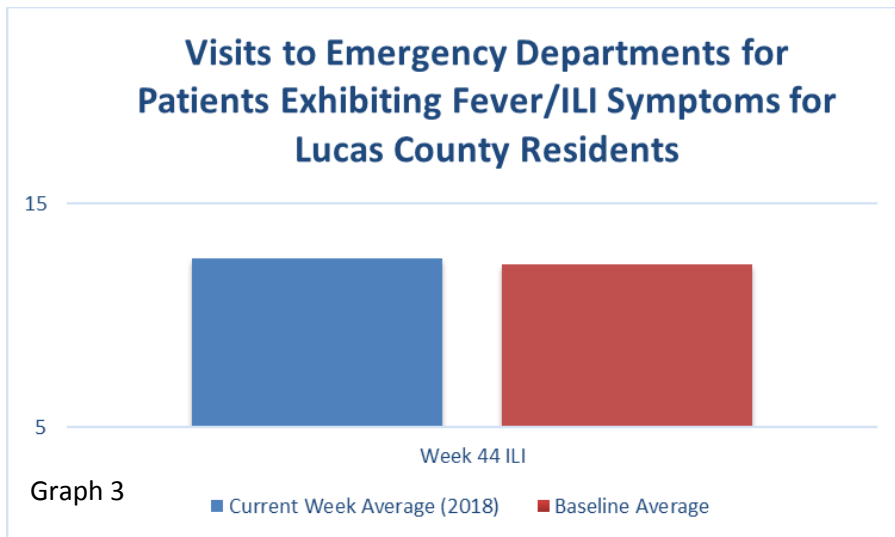
WESTERN CLINIC SITE
330 Oak Terrance Blvd.
Holland, Ohio 43528
419.213.6255

Toledo-Lucas County Health Department Seasonal Influenza Activity Summary

MMWR Week 44 October 28-November 3, 2018



The number of emergency department visits with patients exhibiting fever/ILI symptoms was right around baseline for MMWR 44. ILI (Influenza-Like Illness) is defined as a fever greater than or equal to 100 degrees F AND a cough or sore throat. (Graph 3)



Summary of State Data: Current Ohio Activity Level (Geographic Spread) – Sporadic

Definition: Small numbers of laboratory-confirmed influenza cases or a single laboratory-confirmed influenza outbreak has been reported, but there is no increase in cases of ILI.

During MMWR Week 44, public health surveillance data sources indicate minimal intensity for influenza-like illness (ILI) in outpatient settings reported by Ohio’s sentinel providers. The percentage of emergency department visits with

Toledo-Lucas County Health Department Seasonal Influenza Activity Summary

MMWR Week 44 October 28-November 3, 2018

patients exhibiting constitutional symptoms are slightly above baseline levels statewide; fever and ILI specified ED visits are below baseline levels. Reported cases of influenza-associated hospitalizations are below the seasonal threshold*. There were 14 influenza-associated hospitalizations reported during MMWR Week 44.

State Surveillance:

- ODH lab has reported 8 positive influenza tests from specimens sent from various submitters. 2018-2019 influenza season results: (7) A/pdmH1N1; (0) A/H3N2; (1) Influenza B; (0) Negative (through 11/3/2018).
- The National Respiratory and Enteric Virus Surveillance System (NREVSS) has reported 3459 influenza tests performed at participating facilities. 2018-2019 influenza season positive results: (2) A/pdmH1N1, (0) A/H3N2, (16) Flu A Not Subtyped, and (9) Flu B (through 11/3/2018).
- 0 pediatric influenza-associated mortalities have been reported during the 2018-2019 season (through 11/3/2018).
- No novel influenza A virus infections have been reported during the 2018-2019 season (through 11/3/2018).
- Incidence of confirmed influenza-associated hospitalizations in 2018-2019 season = 53 (through 11/3/2018).

Regional Surveillance*: During week 43 (October 21st– October 27th, 2018), the proportion of outpatient visits for ILI in Region 5 (Ohio is in Region 5) was 1.2%, which is below the regional baseline of 1.8%. Ohio, Pennsylvania, Indiana, and Michigan reported Sporadic Activity. West Virginia and Kentucky reported Local Activity.

National Surveillance*: During week 43 (October 21st– October 27th, 2018), all U.S. states reported Minimal influenza activity. The proportion of outpatient visits for ILI was 1.7%, which is below the national baseline of 2.2%. All 10 HHS regions reported ILI levels below their region-specific baseline levels. The most frequently identified influenza virus type reported by public health laboratories was influenza A (H1N1).

**Regional and National surveillance data are reported one week later than Ohio state and local data*

Flu News:

[CDC: Flu Vaccine Reduces Risk of Flu Hospitalization among Pregnant Women](#)

State, Regional and National data is provided by the Ohio Department of Health

[ODH Influenza Activity Summary MMWR 44](#)