

# Toledo-Lucas County Health Department Seasonal Influenza Activity Summary

MMWR Week 45 November 4-10, 2018

## Local Surveillance:

### Current Influenza Activity Levels:

Lucas County had **2** confirmed Influenza-associated Hospitalizations (IAH) reported in week 45, bringing the total to **5** cases as of November 10, 2018. *80% of cases are flu type A.*

--There were no deaths\* reported

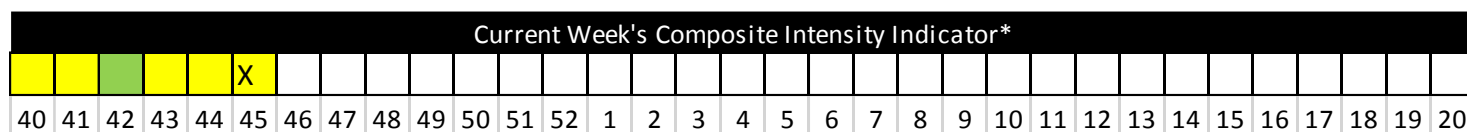
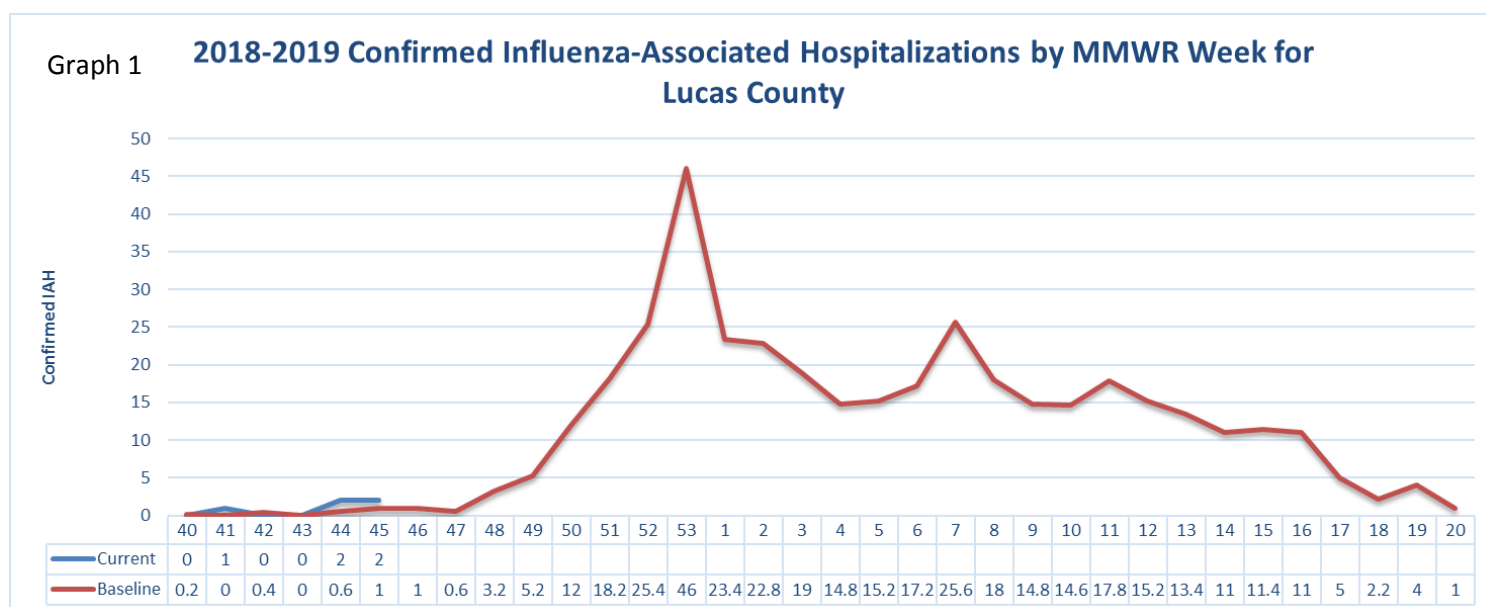
*Gender Distribution of Cases: 60% female, 40% male*

Lucas County accounts for 4.5% of the IAH reported in Ohio. Rate per 100,000 population\*\*: 0.68

\*Stating Influenza as the cause of death OR as 'a consequence of' on the certificate of death. Please note that some individuals may have underlying health conditions and influenza may not be the sole cause of their death.

\*\*Disease rates were calculated by number of cases per 100,000 residents using 2010 census data

Graph 1 illustrates the current confirmed IAH compared to baseline, which is a five year average.



High	Mod	Low	Minimal
------	-----	-----	---------

\* Combination of ED visit data and Influenza-associated Hospitalizations.



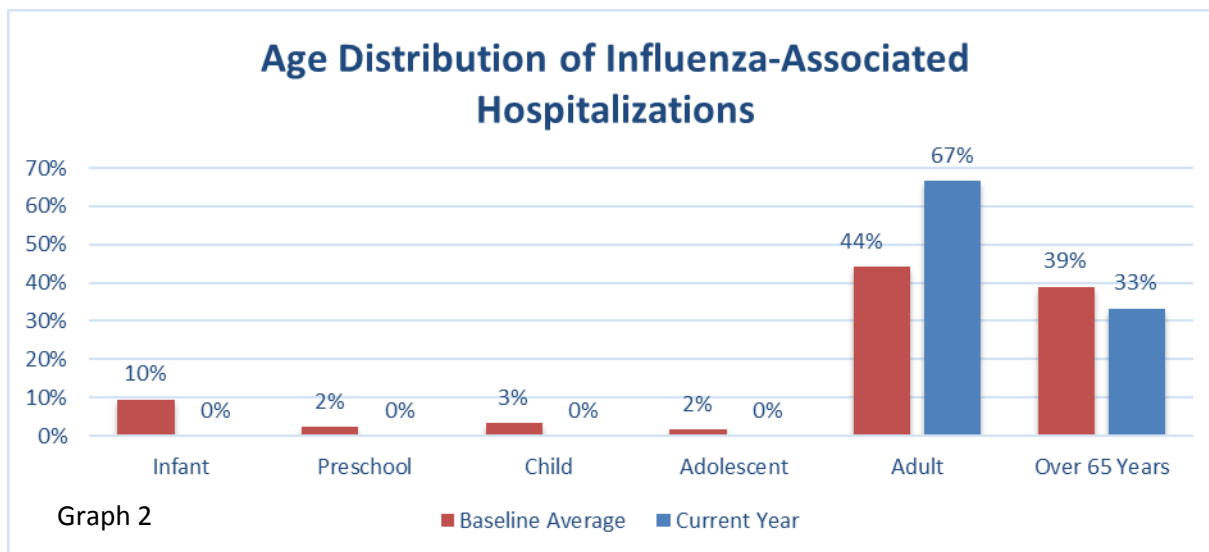
ED Visits are comprised of Influenza-like illness and respiratory syndrome as **compared to the baseline average**

**MAIN OFFICE**  
635 North Erie Street  
Toledo, Ohio 43604  
419.213.4100

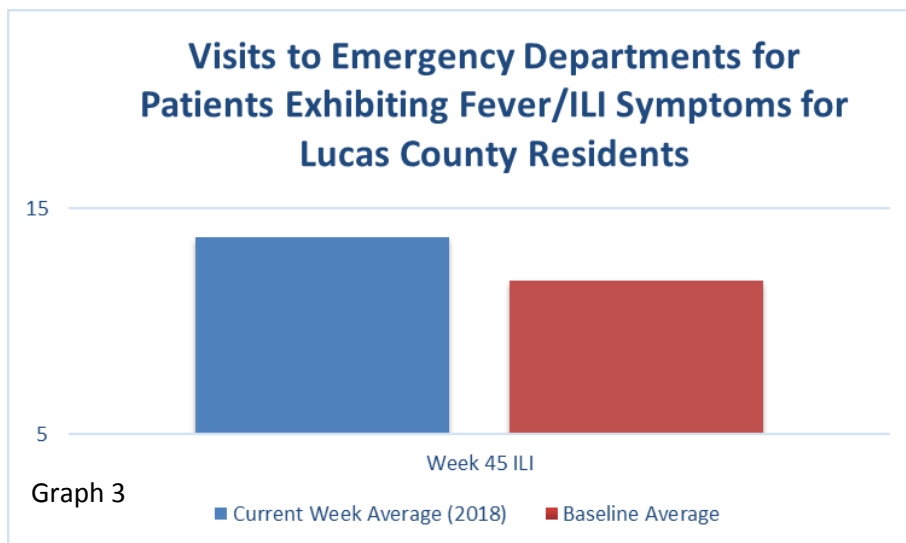
**WESTERN CLINIC SITE**  
330 Oak Terrance Blvd.  
Holland, Ohio 43528  
419.213.6255

# Toledo-Lucas County Health Department Seasonal Influenza Activity Summary

MMWR Week 45 November 4-10, 2018



The number of emergency department visits with patients exhibiting fever/ILI symptoms was slightly above baseline for MMWR 45. ILI (Influenza-Like Illness) is defined as a fever greater than or equal to 100 degrees F AND a cough or sore throat. (Graph 3)



**Summary of State Data:** Current Ohio Activity Level (Geographic Spread) – Sporadic  
 Definition: Small numbers of laboratory-confirmed influenza cases or a single laboratory-confirmed influenza outbreak has been reported, but there is no increase in cases of ILI.

# Toledo-Lucas County Health Department Seasonal Influenza Activity Summary

MMWR Week 45 November 4-10, 2018

During MMWR Week 45, public health surveillance data sources indicate minimal intensity for influenza-like illness (ILI) in outpatient settings reported by Ohio's sentinel providers. The percentage of emergency department visits with patients exhibiting constitutional symptoms and fever and ILI specified ED visits are slightly above baseline levels statewide. Reported cases of influenza-associated hospitalizations are below the seasonal threshold\*. There were 14 influenza-associated hospitalizations reported during MMWR Week 45.

## **State Surveillance:**

- ODH lab has reported 11 positive influenza tests from specimens sent from various submitters. 2018-2019 influenza season results: (10) A/pdmH1N1; (0) A/H3N2; (1) Influenza B; (0) Negative (through 11/10/2018).
- The National Respiratory and Enteric Virus Surveillance System (NREVSS) has reported 8572 influenza tests performed at participating facilities. 2018-2019 influenza season positive results: (2) A/pdmH1N1, (0) A/H3N2, (28) Flu A Not Subtyped, and (12) Flu B (through 11/10/2018).
- 0 pediatric influenza-associated mortalities have been reported during the 2018-2019 season (through 11/10/2018).
- No novel influenza A virus infections have been reported during the 2018-2019 season (through 11/10/2018).
- Incidence of confirmed influenza-associated hospitalizations in 2018-2019 season = 66 (through 11/10/2018).

**Regional Surveillance\*:** During week 44 (October 28th– November 3rd, 2018), the proportion of outpatient visits for ILI in Region 5 (Ohio is in Region 5) was 1.39%, which is below the regional baseline of 1.8%. Ohio, Pennsylvania, Indiana, West Virginia, and Michigan reported Sporadic Activity. Kentucky reported Local Activity.

**National Surveillance\*:** During week 44 (October 28th– November 3rd, 2018), all U.S. states reported Minimal influenza activity. The proportion of outpatient visits for ILI was 1.8%, which is below the national baseline of 2.2%. One of 10 regions reported ILI at or above their region-specific baseline level. The most frequently identified influenza virus type reported by public health laboratories was influenza A (H1N1).

*\*Regional and National surveillance data are reported one week later than Ohio state and local data*

## **Flu News:**

### **CDC sees small rises in US flu activity-CIDRAP**

The US Centers for Disease Control and Prevention (CDC) today in its weekly flu update reported small increases in activity, with one of the country's regions—the one that covers Iowa, Kansas, Missouri, and Nebraska—rising above its baseline, a first for the new season.

Also, the agency said Maryland and Texas are the first two states to report regional geographic spread of flu. Local activity was reported by Guam and six states: Connecticut, Kentucky, Massachusetts, New Hampshire, North Dakota, and Oregon. The CDC added, however, that 40 states, plus the District of Columbia, Puerto Rico, and the US Virgin Islands are reporting only sporadic flu activity.

All three flu subtypes are circulating, but the 2009 H1N1 virus has been the most commonly detected virus since the end of September.

No new pediatric flu deaths were reported last week, keeping the total at two for the new season.

# Toledo-Lucas County Health Department Seasonal Influenza Activity Summary

MMWR Week 45 November 4-10, 2018

The CDC urges everyone age 6 months and older to be vaccinated against flu, preferably by the end of October before illness levels start rising—but as soon as possible. According to the latest flu vaccine distribution information, vaccine makers expect to make between 163 million and 168 million doses for the US market, and companies have sent out 151.7 million doses.

**State, Regional and National data is provided by the Ohio Department of Health**

[ODH Influenza Activity Summary MMWR 45](#)