

Toledo-Lucas County Health Department Seasonal Influenza Activity Summary

MMWR Week 46 November 11-17, 2018

Local Surveillance:

Current Influenza Activity Levels:

Lucas County had 1 confirmed Influenza-associated Hospitalizations (IAH) reported in week 46, bringing the total to 6 cases as of November 17, 2018. 83% of cases are flu type A.

--There were no deaths* reported

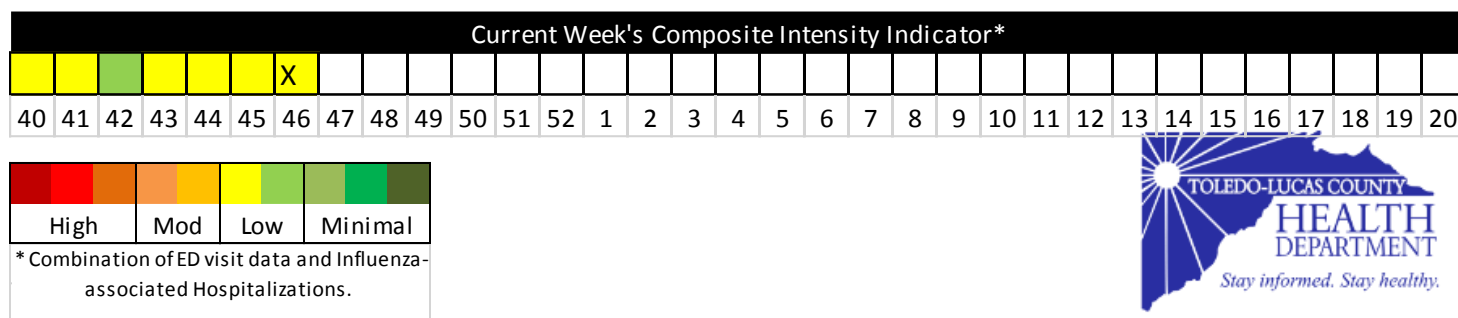
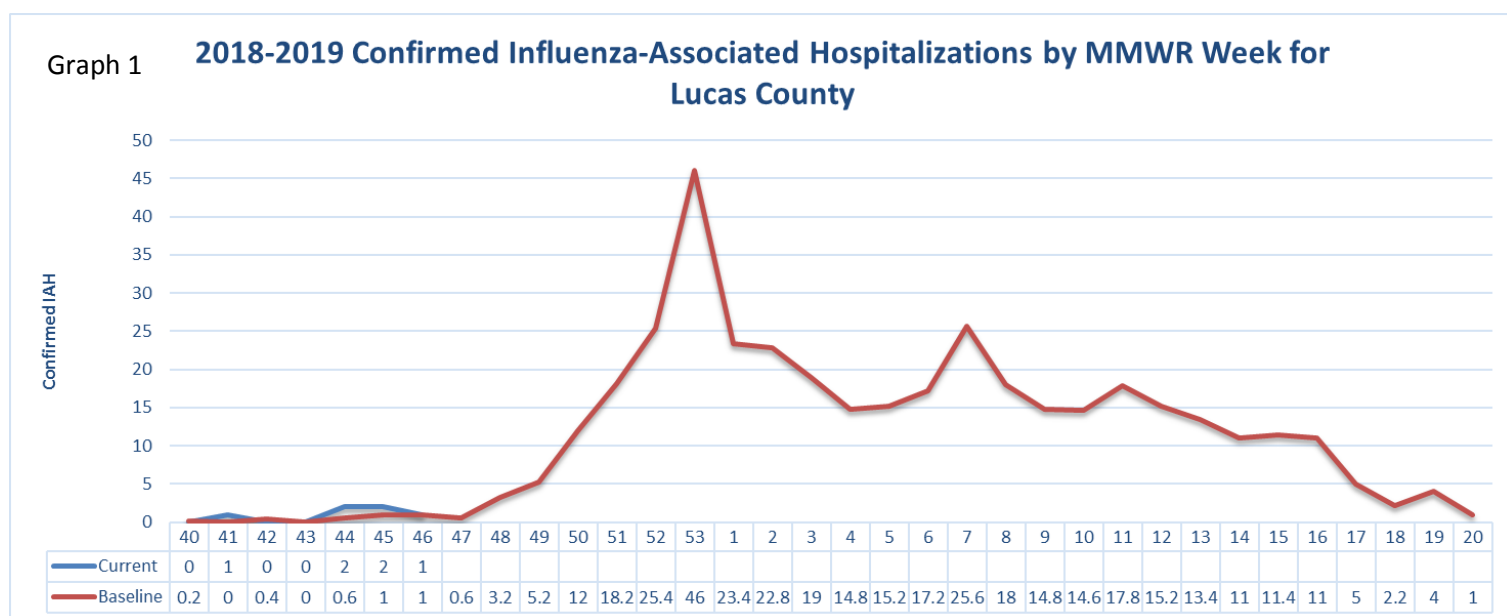
Gender Distribution of Cases: 67% female, 33% male

Lucas County accounts for 7.0% of the IAH reported in Ohio. Rate per 100,000 population**: 1.36

*Stating Influenza as the cause of death OR as 'a consequence of' on the certificate of death. Please note that some individuals may have underlying health conditions and influenza may not be the sole cause of their death.

**Disease rates were calculated by number of cases per 100,000 residents using 2010 census data

Graph 1 illustrates the current confirmed IAH compared to baseline, which is a five year average.



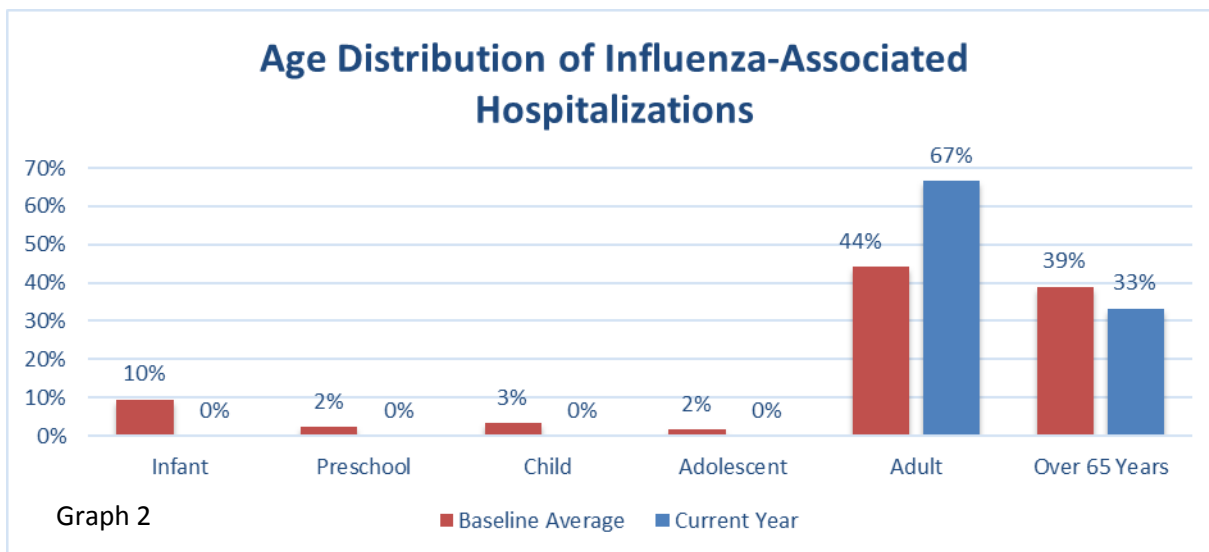
ED Visits are comprised of Influenza-like illness and respiratory syndrome as compared to the baseline average

MAIN OFFICE
635 North Erie Street
Toledo, Ohio 43604
419.213.4100

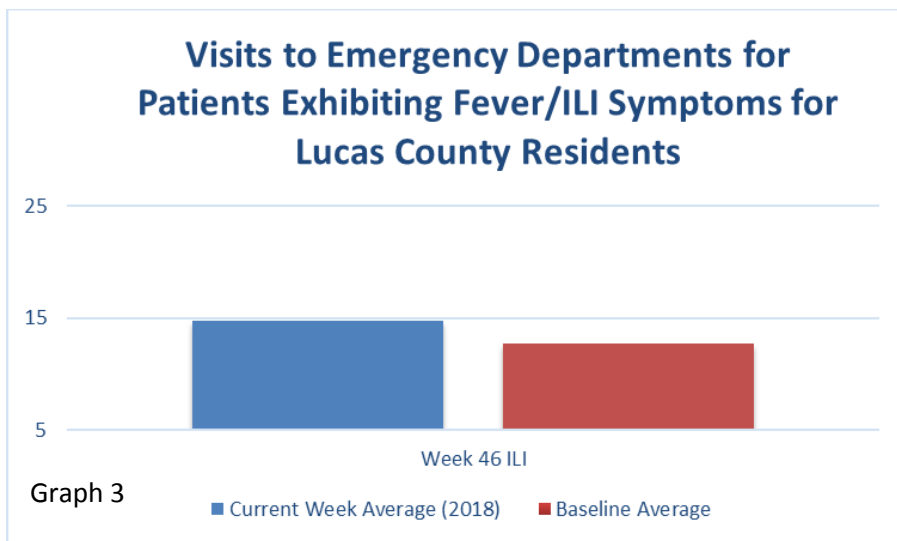
WESTERN CLINIC SITE
330 Oak Terrance Blvd.
Holland, Ohio 43528
419.213.6255

Toledo-Lucas County Health Department Seasonal Influenza Activity Summary

MMWR Week 46 November 11-17, 2018



The number of emergency department visits with patients exhibiting fever/ILI symptoms was slightly above baseline for MMWR 46. ILI (Influenza-Like Illness) is defined as a fever greater than or equal to 100 degrees F AND a cough or sore throat. (Graph 3)



Summary of State Data: Current Ohio Activity Level (Geographic Spread) – Local

Definition: Increased ILI in 1 region; ILI activity in other regions is not increased AND recent (within the past 3 weeks) lab evidence of influenza in region with increased ILI, OR 2 or more institutional outbreaks (ILI or lab confirmed) in 1 region; ILI activity in other regions is not increased AND recent (within the past 3 weeks) lab evidence of influenza in region with the outbreaks; virus activity is no greater than sporadic in other regions.

Toledo-Lucas County Health Department Seasonal Influenza Activity Summary

MMWR Week 46 November 11-17, 2018

During MMWR Week 46, public health surveillance data sources indicate minimal intensity for influenza-like illness (ILI) in outpatient settings reported by Ohio's sentinel providers. The percentage of emergency department visits with patients exhibiting constitutional symptoms are slightly above baseline levels statewide; fever and ILI specified ED visits are below baseline levels. Reported cases of influenza-associated hospitalizations are below the seasonal threshold*. There were 20 influenza-associated hospitalizations reported during MMWR Week 46

State Surveillance:

- ODH lab has reported 11 positive influenza tests from specimens sent from various submitters. 2018-2019 influenza season results: (10) A/pdmH1N1; (0) A/H3N2; (1) Influenza B; (through 11/17/2018).
- The National Respiratory and Enteric Virus Surveillance System (NREVSS) has reported 10,099 influenza tests performed at participating facilities. 2018-2019 influenza season positive results: (2) A/pdmH1N1, (0) A/H3N2, (39) Flu A Not Subtyped, and (14) Flu B (through 11/17/2018).
- 0 pediatric influenza-associated mortalities have been reported during the 2018-2019 season (through 11/17/2018).
- No novel influenza A virus infections have been reported during the 2018-2019 season (through 11/17/2018).
- Incidence of confirmed influenza-associated hospitalizations in 2018-2019 season = 86 (through 11/17/2018).

Regional Surveillance*: During week 45 (November 4th – November 10th, 2018), the proportion of outpatient visits for ILI in Region 5 (Ohio is in Region 5) was 1.2%, which is below the regional baseline of 1.8%. Ohio, Pennsylvania, Indiana, West Virginia, and Michigan reported Sporadic Activity. Kentucky reported Regional Activity.

National Surveillance*: During week 45 (November 4th – November 10th, 2018), the majority of U.S. states reported Minimal influenza activity; a few states are reporting Low or Moderate activity. The proportion of outpatient visits for ILI was 1.9%, which is below the national baseline of 2.2%. One of 10 regions reported ILI at or above their region-specific baseline level. The most frequently identified influenza virus type reported by public health laboratories was influenza A (H1N1).

**Regional and National surveillance data are reported one week later than Ohio state and local data*

State, Regional and National data is provided by the Ohio Department of Health

[ODH Influenza Activity Summary MMWR 46](#)