

Toledo-Lucas County Health Department Seasonal Influenza Activity Summary

MMWR Week 51 December 15-21, 2019

Local Surveillance:

Current Influenza Activity Levels:

Lucas County had **16** confirmed Influenza-associated Hospitalizations (IAH) reported in week 51, bringing the total to 44 cases as of December 21, 2019. *76% of cases are flu type B.*

--There were no deaths reported


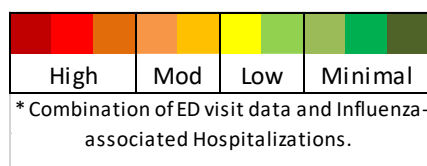
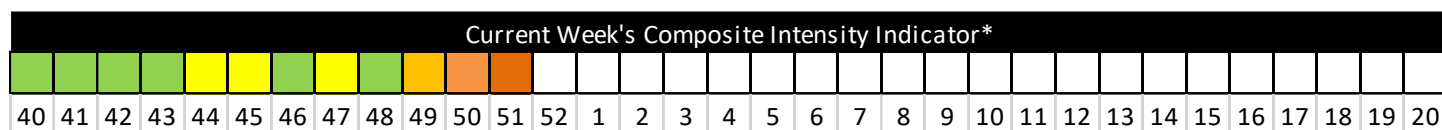
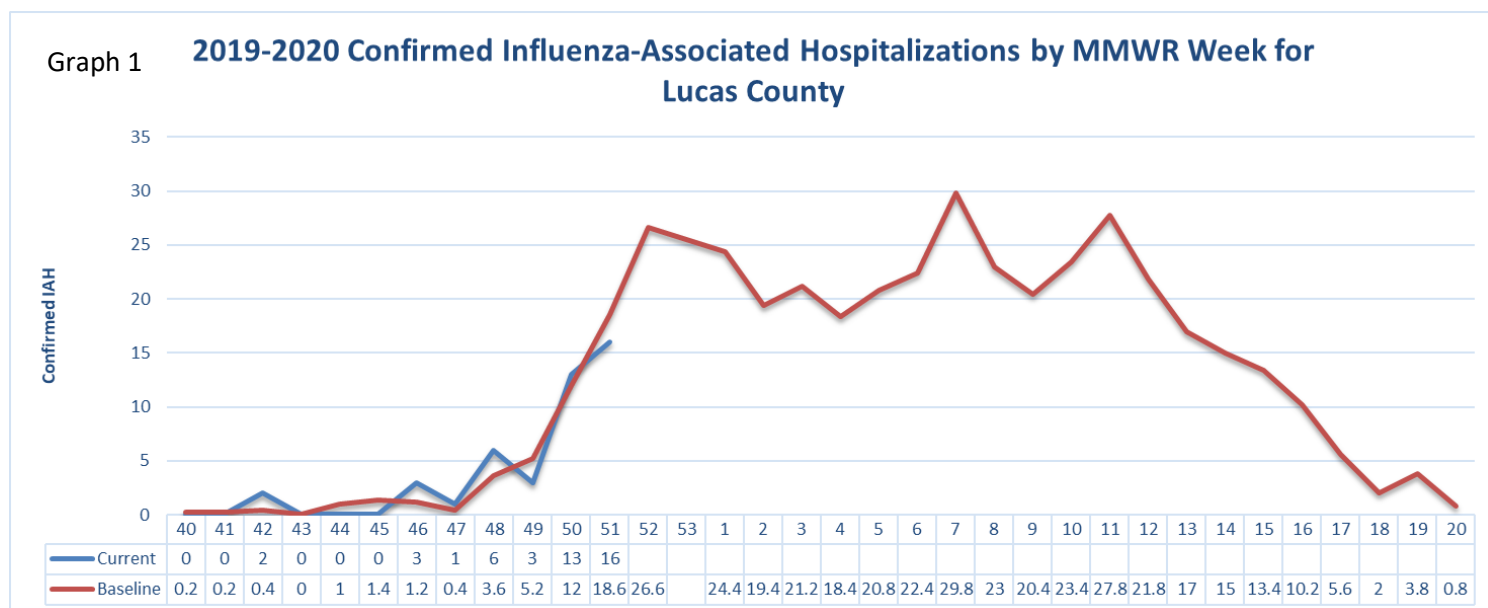
Gender Distribution of Cases: 63% female, 37% male

Lucas County accounts for 6.2% of the IAH reported in Ohio. Rate per 100,000 population**: 8.60

*Stating Influenza as the cause of death OR as 'a consequence of' on the certificate of death. Please note that some individuals may have underlying health conditions and influenza may not be the sole cause of their death.

**Disease rates were calculated by number of cases per 100,000 residents using 2010 census data

Graph 1 illustrates the current confirmed IAH compared to baseline, which is a five year average.



ED Visits are comprised of Influenza-like illness and respiratory syndrome as **compared to the baseline average**

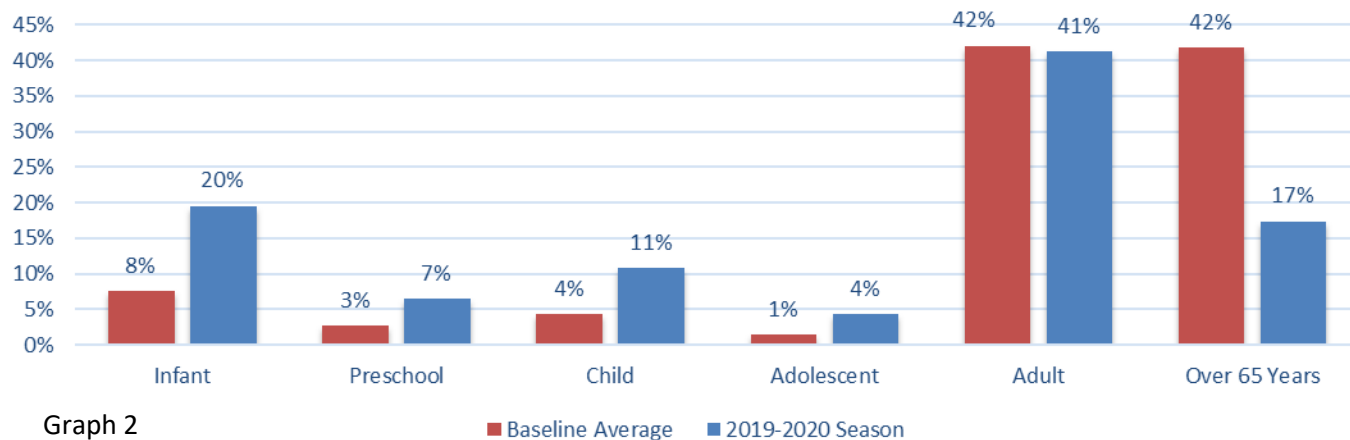
MAIN OFFICE
635 North Erie Street
Toledo, Ohio 43604
419.213.4100

WESTERN CLINIC SITE
330 Oak Terrance Blvd.
Holland, Ohio 43528
419.213.6255

Toledo-Lucas County Health Department Seasonal Influenza Activity Summary

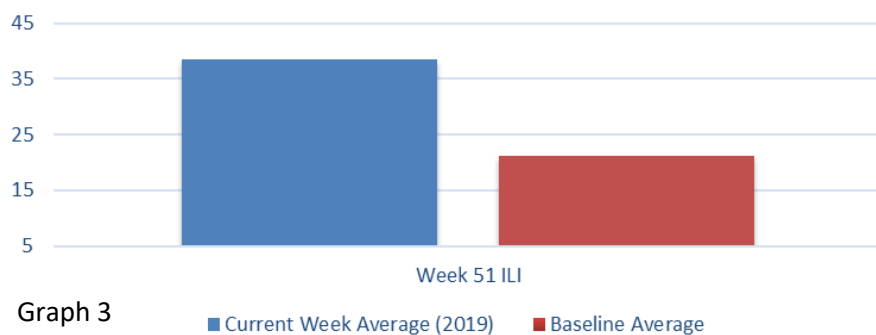
MMWR Week 51 December 15-21, 2019

Age Distribution of Influenza-Associated Hospitalizations



The number of emergency department visits with patients exhibiting fever/ILI symptoms was significantly above baseline for MMWR 51. ILI (Influenza-Like Illness) is defined as a *fever greater than or equal to 100 degrees F AND a cough or sore throat*. (Graph 3)

Visits to Emergency Departments for Patients Exhibiting Fever/ILI Symptoms for Lucas County Residents



Summary of State Data: Current Ohio Activity Level (Geographic Spread) – **Widespread** Definition: Increased ILI in at least half of the regions AND recent (within the past 3 weeks) lab confirmed influenza in the state.

During MMWR Week 51, public health surveillance data sources indicate minimal intensity for influenza-like illness (ILI) in outpatient settings reported by Ohio's sentinel providers. The percentage of emergency department visits with patients exhibiting constitutional symptoms are above baseline levels statewide; fever and ILI specified ED visits are also

Toledo-Lucas County Health Department Seasonal Influenza Activity Summary

MMWR Week 51 December 15-21, 2019

above baseline levels. Reported cases of influenza-associated hospitalizations are above the seasonal threshold*. There were 216 influenza-associated hospitalizations reported during MMWR Week 51.

State Surveillance:

- ODH lab has reported 97 positive influenza tests from specimens sent from sentinel ILINet providers and hospital clinical labs. 2019-2020 influenza season results: (30) A/pdmH1N1; (12) A/H3N2; (55) Influenza B; (through 12/21/2019).
- The National Respiratory and Enteric Virus Surveillance System (NREVSS) has 22,916 influenza specimens tested by RTPCR at participating facilities. 2019-2020 influenza season positive results: (28) A/pdmH1N1; (2) A/H3N2; (254) Flu A Not Subtyped; and (860) Flu B; (through 12/21/2019)
- 0 pediatric influenza-associated mortalities have been reported during the 2019-2020 season (through 12/21/2019).
- No novel influenza A virus infections have been reported during the 2019-2020 season (through 12/21/2019).
- Incidence of confirmed influenza-associated hospitalizations in 2019-2020 season = 616 (through 12/21/2019).

Regional Surveillance*: During week 50 (December 8th – December 14th, 2019), the proportion of outpatient visits for ILI in Region 5 (Ohio is in Region 5) was 2.36%, which is above the regional baseline of 1.9%. West Virginia reported Local Activity; Michigan reported Regional Activity; Ohio, Pennsylvania, Kentucky, and Indiana reported Widespread Activity.

National Surveillance*: During week 50 (December 8th – December 14th, 2019), the majority of the U.S. reported Moderate or High influenza activity, but some states are still reporting Minimal or Low influenza activity. The proportion of outpatient visits for ILI was 3.9%, which is above the national baseline of 2.4%. All 10 HHS regions reported ILI levels at or above their region-specific baseline level. Nationally influenza B/Victoria viruses have been reported more frequently than other influenza viruses this season followed by A(H1N1)pdm09. The predominant virus varies by region. The predominant virus also varies by age group. Nationally, influenza B/Victoria viruses are the most commonly reported influenza viruses among children age 0-4 years (49% of reported viruses) and 5-24 years (59% of reported viruses), while A(H3N2) viruses are the most commonly reported influenza viruses among persons 65 years of age and older (42% of reported viruses). Among adults aged 25-64 years, approximately equal proportions of influenza A(H1N1)pdm09 and B/Victoria viruses (39% and 35%, respectively) have been reported.

**Regional and National surveillance data are reported one week later than Ohio state and local data*

State, Regional and National data is provided by the Ohio Department of Health

[ODH Influenza Activity Summary MMWR 51](#)