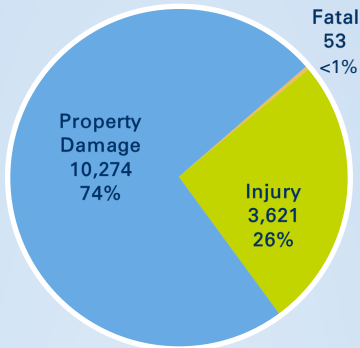


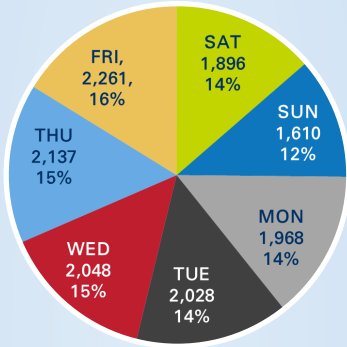


2021 Lucas County Traffic Crashes

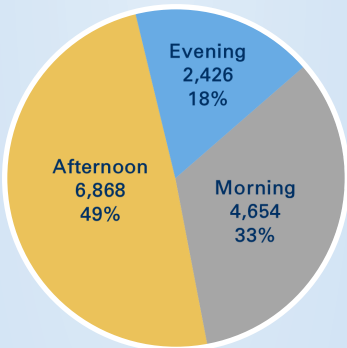
Crashes by Severity



Crashes by Day of Week



Crashes by Time of Day

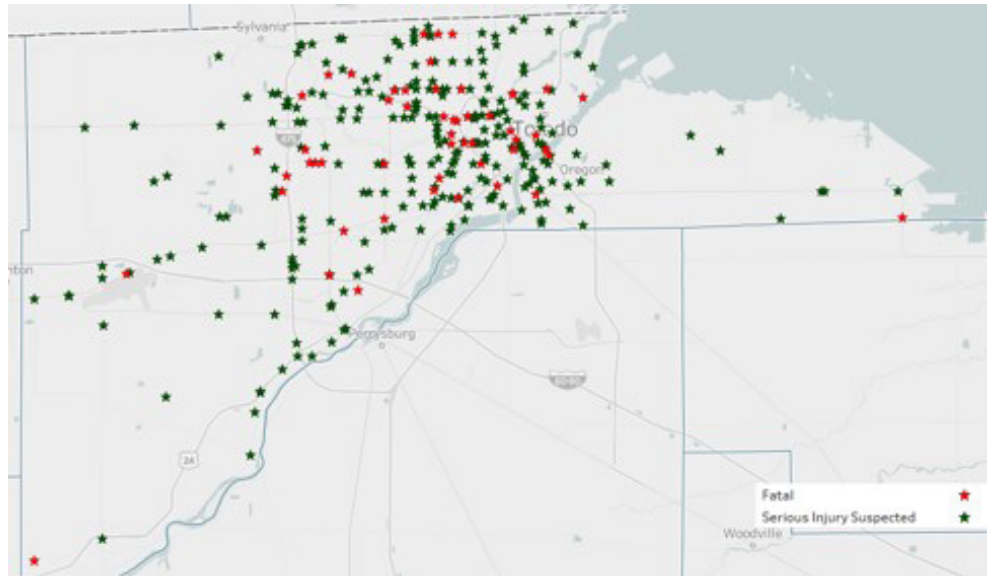


Lucas County Safety Belt Compliance Rate

96.3%

Statewide Safety Belt Compliance Rate

84.1%



Crash Severity

Crash Severity	2019	2020	2021	TOTAL	AVERAGE
Fatal	33	49	53	135	45
Serious Injury	223	238	265	726	242
Minor Injury	1,664	1,574	1,766	5,004	1,668
Injury Possible	1,861	1,458	1,590	4,909	1,636
Property Damage	10,569	8,725	10,274	29,568	9,856

Select Crash Categories

Category	2019	2020	2021	TOTAL	AVERAGE
Youth-Related (Driver Age 15-24)	4,247	3,661	4,311	12,219	4,073
Failure to Yield-Related	2,115	1,818	2,146	6,079	2,026
Teen-Related (Driver Age 15-19)	1,731	1,398	1,723	4,852	1,617
Speed-Related	927	864	996	2,787	929
Ran Red Light/Stop Sign	755	743	827	2,325	775
Commercial-Related	862	570	746	2,178	726
Distracted-Related	649	458	508	1,615	538
OVI-Related	466	455	490	1,411	470
Drug-Related	104	116	116	336	112

Top 3 Crash Routes

Route	2019	2020	2021	TOTAL	AVERAGE
SR-2	975	886	976	2,837	946
US-24	785	737	784	2,306	769
US-20	791	608	738	2,137	712

Additional crash information for Lucas County is available from the OSTATS Crash Dashboard at: <https://statepatrol.ohio.gov/ostats>



The following localized information is being provided to driver training schools for purposes of better informing classroom and behind-the-wheel instruction. Please review these updates and crash reports and consider incorporating this information into instruction. Crash information should be used to inform students about increased risks in your communities, such as dangerous intersections and troubling trends.

National Teen Driver Safety Week: October 16 - 22

- In the first 6 months of 2022, 16,939 crashes in Ohio were considered teen-related – resulting in 47 deaths and 313 serious injuries.
- Distracted Driving remains under-reported - at least 4.83% of those teen-related crashes were attributed to distracted driving.

Know When To Stop For School Buses


- Drivers are required to stop for school buses when its lights are flashing and its stop sign is deployed. On two-lane roads, all vehicles must stop. On multi-lane roads, only vehicles traveling in the same direction as the bus are required to stop.
- In 2021, 1,046 crashes in Ohio involved a school bus – resulting in 14 serious injuries.

Obey School Zone Speed Limits

- Slow down while driving through school zones during arrival, dismissal, and lunch or recess times. The speed limit is 20 mph on streets around schools and the same applies on school property if limits aren't already posted.

Reckless Driving Contributed to Motorcycle Crash on Dorr Street

The Ohio State Highway Patrol says a motorcyclist was driving between 2 lanes of travel on June 17, 2022 when he was hit by the driver of a minivan. The 19-year-old motorcyclist ran the red light at Secor Road when he was hit by the other driver, who was making a left turn had a green turn arrow. The motorcyclist was not wearing a helmet, did not have a motorcycle endorsement, and was operating in a reckless manner. He was treated for serious injuries.



Driver Injured in Distracted Driving Crash in Richfield Township

The driver of a pickup truck was rear-ended by a 17-year-old driver while they were both traveling westbound on US Route 20 on April 15, 2022. The impact forced the pickup truck off the left side of the road, into a tree. The teenage driver stated that he was looking down at his radio at the time of the crash. The driver of the pickup truck was not wearing a seat belt and sustained serious injuries.

