

# Lucas County Opiate Coalition Meeting

Wednesday, May 1, 2024  
1:30 P.M.

Lucas County EMS Training Center, 2127 Jefferson Ave, Toledo, OH 43604 / Zoom

## Meeting Minutes

In Person Attendance: 21

Sign in Sheet available upon request

Virtual Attendance: 12

Chelsae King	Brightview	Colleen Barry	Harbor
Donna Fox	TLCHD	Jodi Aiken	Humana
Juanita Halbig-Sanchez	MHSRB	Lt. Kelli Russell	TPD
Kate Holsopple-Stainbrook	Harbor	Travis Skelly	ClearVista Behavioral Hospital
Troy Miller	Equitas	Greg Kramp	NHA
Mary Peavy	Not Listed	Deirdre Washington	Harbor

Call to Order & Welcome- Tony Dible, Toledo-Lucas County Health Department

### 1. Announcements & Introductions

- **Today's Purpose:** To share data with goal of developing data-driven collaborations. To share what we want to get out of this merged Coalition.

### 2. Roundtable Discussion

### 3. Data and Emerging Trends

- **TLCHD – Anthony Dible & Joe Wood**
  - 2022 Overdose Fatality Report:** Fentanyl and analogs responsible for 95% of opioid related fatalities. Cocaine was commonly found in toxicology (45%).
  - Location of injury:** Zip codes 43608, 09, 11, & 12 saw increases in 2022 over 2021. For first time, zip code 43612 had most fatalities, instead of 43605.
  - 2023 Naloxone:** All programs distributed 14,700 kits combined, trained 4,365 residents, and recorded 1,190 reversal. 11,491 fentanyl test strips distributed.



# Lucas County Opiate Coalition Meeting

- **Distribution Setting:** Community Trainings (35%), NOSS (20%), Mail Order (9%), Street Outreach (7%), Schools (7%), Leave Behind (5%)
- iv. Reach out to Joe Wood to schedule community trainings, coordinate mobile unit outreach, or to be involved in polysubstance education campaign in N. Toledo.
- v. **Mail Order:** We serve 16 NW Ohio counties, mailing naloxone and test strips.
- **SOS GPRA Data** – Elijah Jones MHSRB
  - i. 430 survey entries during October 2022 – November 2023.
  - ii. Significant cocaine use reported, in addition to opioids, cannabis, and alcohol.
  - iii. Significant reporting of depression, anxiety, and trouble concentrating
- **TFRD** – Lt. Zak Reed
  - i. Opioid runs: 1358 (2022), 1169 (2011), 238 (2024 Jan – Mar)
  - ii. Quick look: Deaths are down. Typically we see double digit fatalities each month, but recording single digit each month so far this year.

## 4. Data Dashboard Introduction

- TLCHD developing overdose data dashboard to support activities and community partners, informing the community closer to real time.
- Data available upon request

## 5. Organizational Updates / Open Discussion

- **Brightview, Chelsae King** – seeing an increase in amphetamine use
- **St. Paul's United Methodists, Kathy King** – seeing an increase in demand for their food resources. Also seeing increase in domestic violence of the people who stay on their property.
- **STI Prevention, TLCHD, Donna Fox** – STI rates in 2024 YTD are very concerning. Syphilis is up 66% and HIV is up 50% this year! Free STI home test is available for Ohio residents, 16 and older, at [www.awarehometest.com](http://www.awarehometest.com)
- **VitalHealth**, – reports increases in amphetamine use, and confirms they see significant cocaine use in their participants. Noted that there is no MAT for cocaine addiction.



# Lucas County Opiate Coalition Meeting

Cocaine addiction – patients require more patience, closer case-working. Many are stuck in the cycle without MAT option.

- **Ohio Guidestone,** – suggests more education on true risks of amphetamines. So much energy has been dumped into opiates, much has been forgotten on the risks of other substances and polysubstance use.
- **Arrowhead,** – reports 30% increase in psych calls, 7.4% increase for in-patient SUD, 22% increase for suicidal ideation help calls.


Chelsae King	Brightview	Colleen Barry	Harbor
Donna Fox	TLCHD	Jodi Aiken	Humana
Juanita Halbig-Sanchez	MHSRB	Lt. Kelli Russell	TPD
Kate Holsopple-Stainbrook	Harbor	Travis Skelly	ClearVista Behavioral Hospital
Troy Miller	Equitas	Greg Kramp	NHA
Mary Peavy	Not Listed	Deirdre Washington	Harbor

**Next Lucas County Opiate Coalition Meeting:**  
August 7, 2024, 1:30pm  
Location: Lucas County EMS Training Center / Zoom



LUCAS COUNTY OPIATE COALITION

For questions and other inquiries, please email [opiateresponse@co.lucas.oh.us](mailto:opiateresponse@co.lucas.oh.us)





# LUCAS COUNTY OPIATE **COALITION**

Quarterly Meeting, May 1, 2024

# Announcements and Introductions

Tony Dible, Chair  
diblea@co.lucas.oh.us



LUCAS COUNTY OPIATE **COALITION**

# Roundtable Discussion

- ▶ Topic: Data and Emerging Trends
  
- ▶ Sector Updates:
  - ❑ TLCHD
  - ❑ MHRSB
  - ❑ SUD Providers / Treatment
  - ❑ Public Safety
  - ❑ Community Resources / Other (Prevention, Housing, Recovery Services, etc.)
  
- ▶ Goal: Data informed initiatives

# Notable TLCHD Data - Toxicology

## Most recent annual fatality report

- ▶ Fentanyl and fentanyl analogs responsible for 95% of opioid related fatalities
- ▶ Other most common substances: Cocaine (45%) & Alcohol (27%)
- ▶ No deaths attributed to heroin alone - 6% of fatalities positive in combination with fentanyl

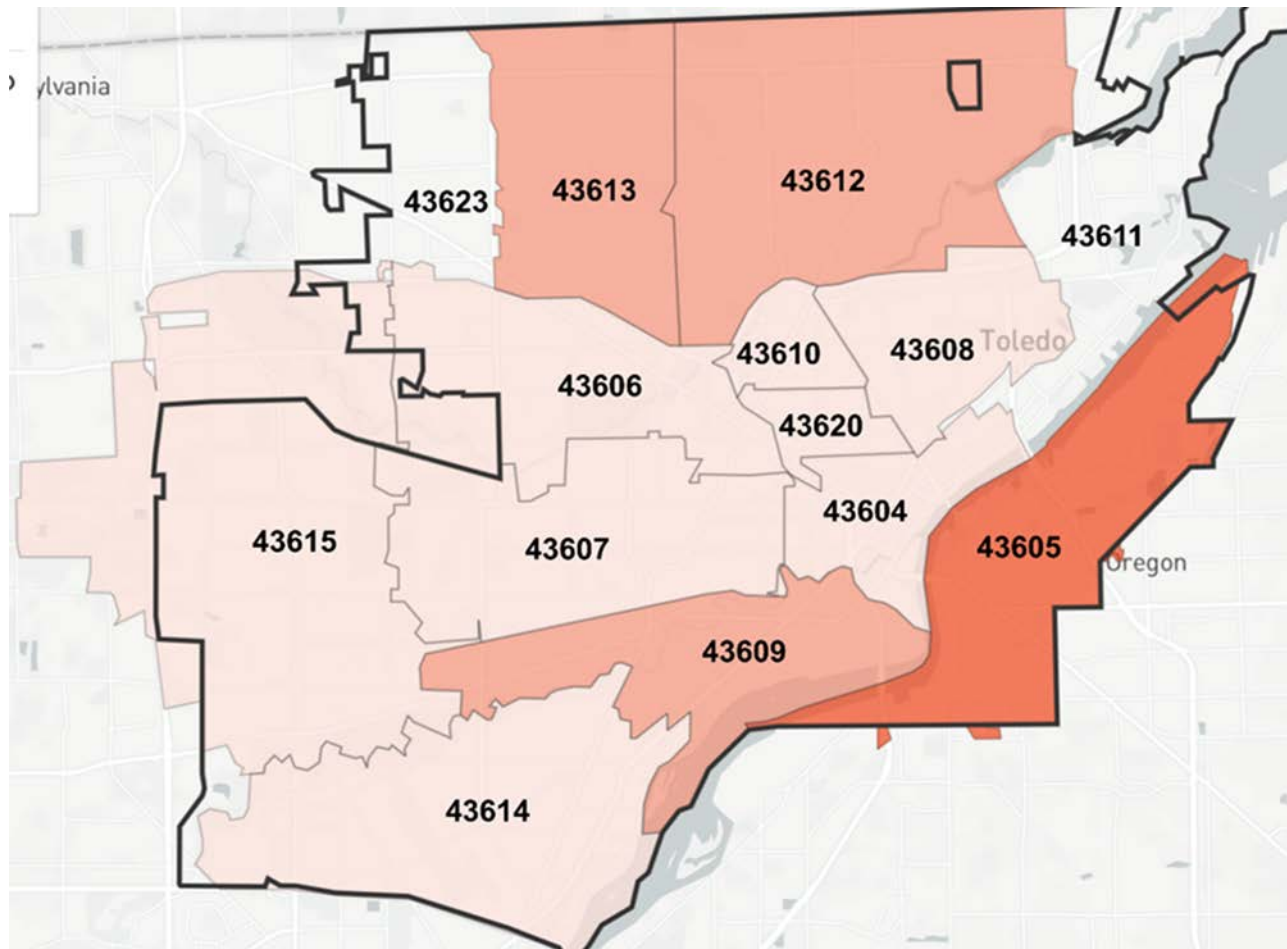
# Notable TLCHD Data - Toxicology

Tox	2021	274 Cases		2022	221 Cases
Acetyl fentanyl	15	5%		6	3%
Alcohol	69	25%		59	27%
Alprazolam	22	8%		10	5%
Amphetamine	14	5%		21	10%
Cocaine	120	43%	-	99	45%
Cyclobenzaprine	10	4%		7	3%
Codiene	12	4%		9	4%
Dextromethorphan	16	7%		5	2%
Diazepam	11	4%		1	>1%
Fentanyl	245	89%		209	95%
Heroin/Morphine	24	9%		14	6%
Hydrocodone	8	3%		11	5%
Hydromorphone	7	3%		9	4%
Methadone	9	3%		7	3%
Methamphetamine	18	7%		18	8%
Oxycodone	40	15%		16	7%
Oxymorphone	37	14%		17	8%
Tramadol	22	8%		5	2%
Para flouralfentanyl	25	9%		22	10%

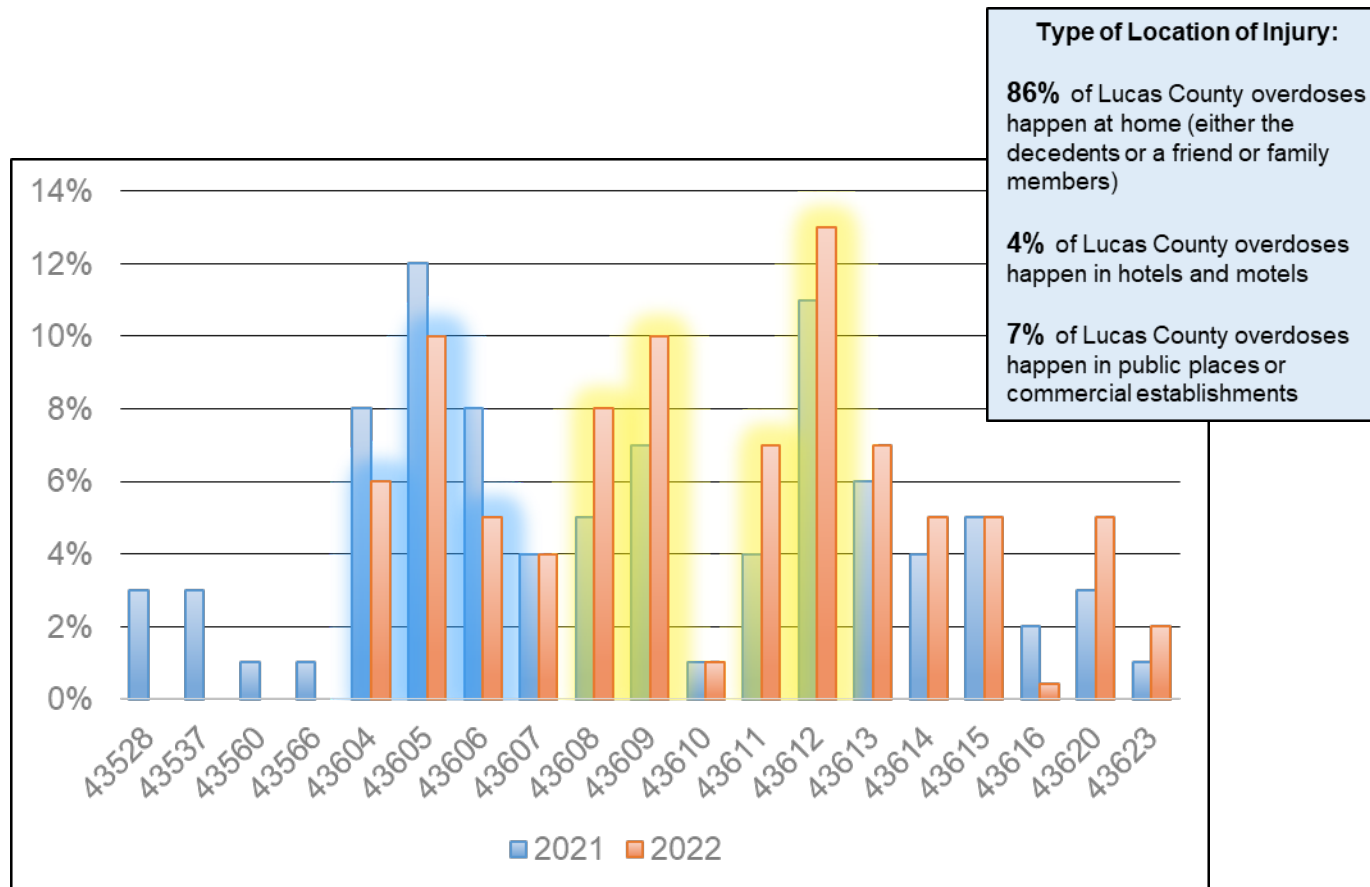


# Notable TLCHD Data - Location of Injury

## ► Historical Heat Map



# Notable TLCHD Data - Location of Injury



- Notable increases in overdoses resulting in fatality occurred within the 43608, 43609, 43611, and 43612 zip codes – **Highlighted in Yellow**
- Notable decreases in overdoses resulting in fatality occurred within 43604, 43605, and 43606 zip codes – **Highlighted in Blue**

# Notable TLCHD Data - Race/Ethnicity

Race & Ethnicity	2020	2021	2022
White	82%	72%	74%
Black	18%	27%	26%
Hispanic/Latinx	7%	4%	9%

# Notable TLCHD Data - NOSS

## PARTICIPATION

In 2023, NOSS saw a 21% increase in participation, helping 927 unique individuals access sterile drug use supplies, overdose prevention tools, disease and pregnancy testing, and referrals to services such as housing, food pantries, treatment, and medical services.



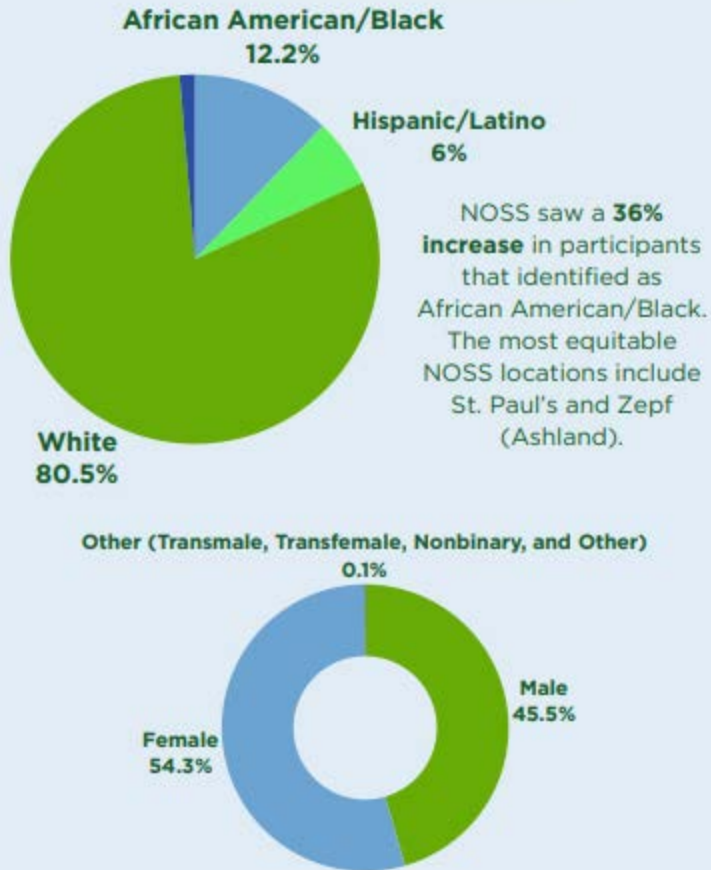
## SUPPLY DISTRIBUTION

Syringes.....	284,123
Fentanyl Test Strips.....	9,627
Xylazine Test Strips.....	2,930
Naloxone.....	2,921

**47%** of NOSS participants received naloxone, while the other 53% indicated that they already had naloxone.

# Notable TLCHD Data - NOSS

## DEMOGRAPHICS



## MEDICAL SERVICES AND REFERRALS

### HIV Testing

42 Tests Performed  
0 Positive Cases

### HEP C Testing (Equitas + Central Outreach)

22 Tests Performed  
12 Positive Cases

### Syphilis Testing

32 Tests Performed  
1 Positive Case

**Injection Site Reviews Performed: 2,082**

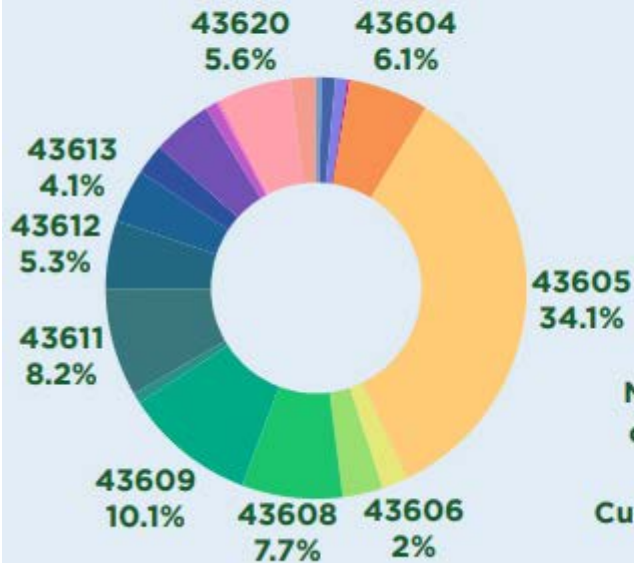
NOSS helped 9 individuals access treatment and recovery services and 8 pregnant women connect with Mercy's Mother/Child Dependency Program.



# Notable TLCHD Data - NOSS

## GEOGRAPHICS

NOSS served individuals from a total of 72 zip codes, 21 counties, and 5 states.



## Clinic Locations

St. Pauls.....	43604
Talbot.....	43605
TLCHD.....	43604
Zepf.....	43620
Pinnacle.....	43615

NOSS served individuals from 25 Lucas County zip codes and 15 other Ohio Counties including Allen, Huron, Seneca, Erie, Wood, Sandusky, Stark, Cuyahoga, Trumbul, Fulton, Henry, Defiance, Williams, and Ottawa.

# SOS GPRA Data

Elijah Jones, MSW, MEd, LISW-S, LICDC, CHES, CDP

Senior Manager of Programs and Services

Mental Health & Recovery Services Board of Lucas County



# Overview

**Data is from October 1, 2022 to November 14, 2023**

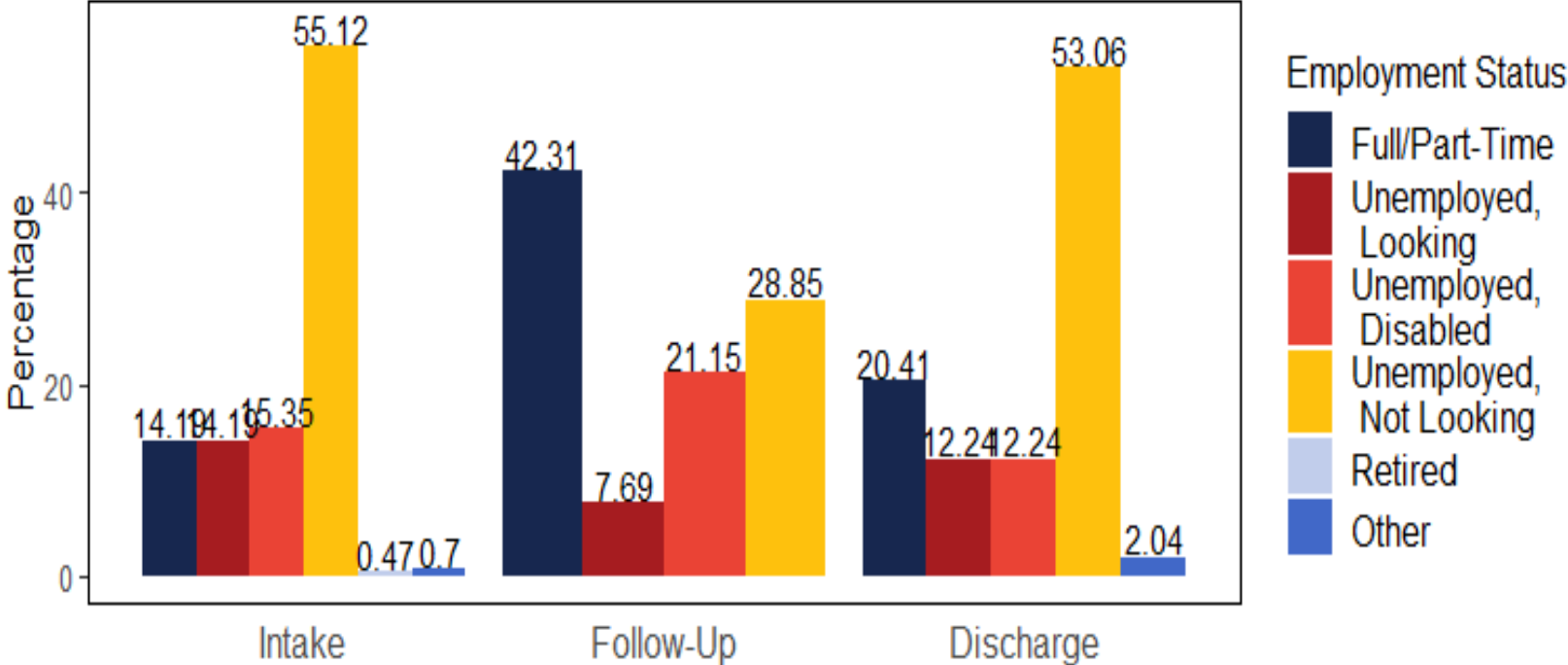
- **430 clients completed the GPRA intake interview**
  - **234 were “eligible clients”**
  - **20.09% completed a six-month follow-up**
  - **13.3% have been discharged from the project**



# Demographics

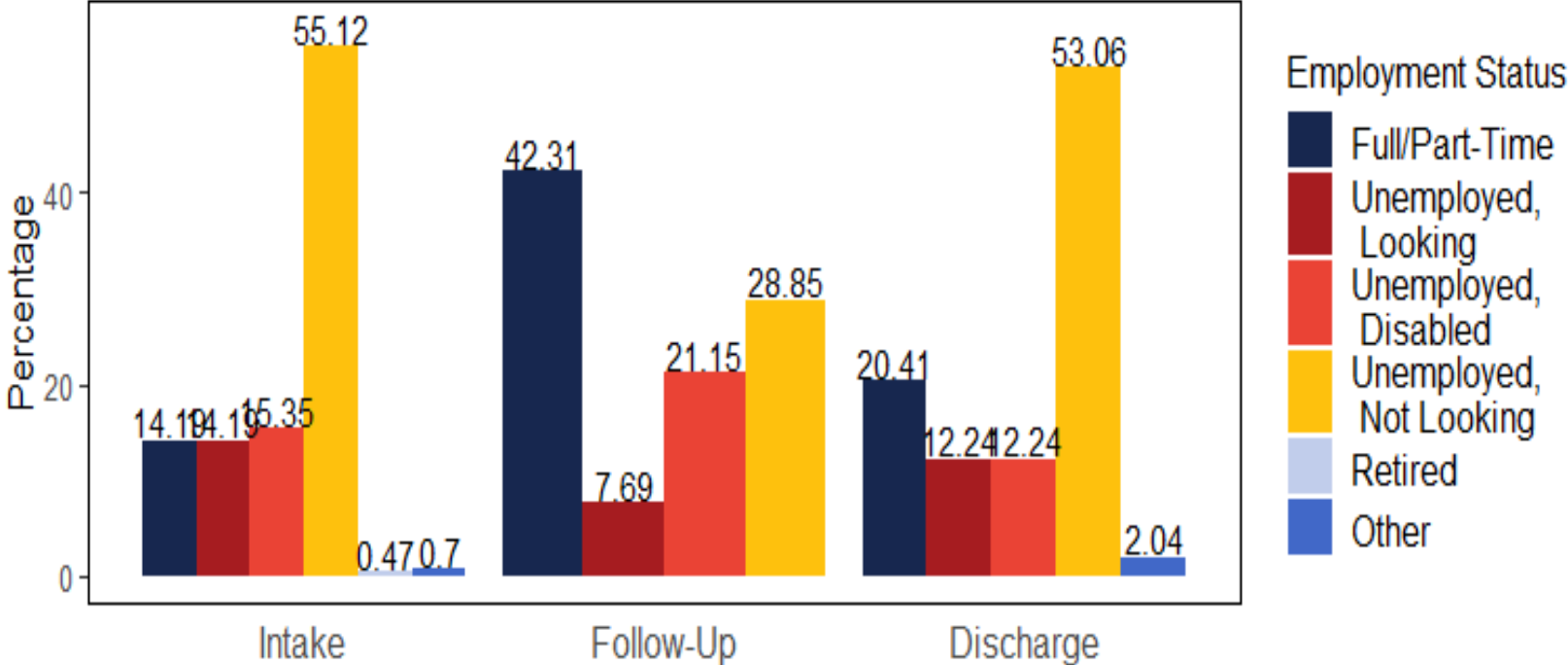
- Male – 58.37%
- Female – 40.7%
- Transgender/Gender Non-conforming – too small to identify
- Average age – 40.9%
- White – 74.46%
- Black/African American – 21.39%
- Multi-racial – 2.88%
- Hispanic/Latino- 10%
- Pregnant at intake – 12.85%
- Armed Forces/Reserves/National Guard – 5.36%

# Employment Status



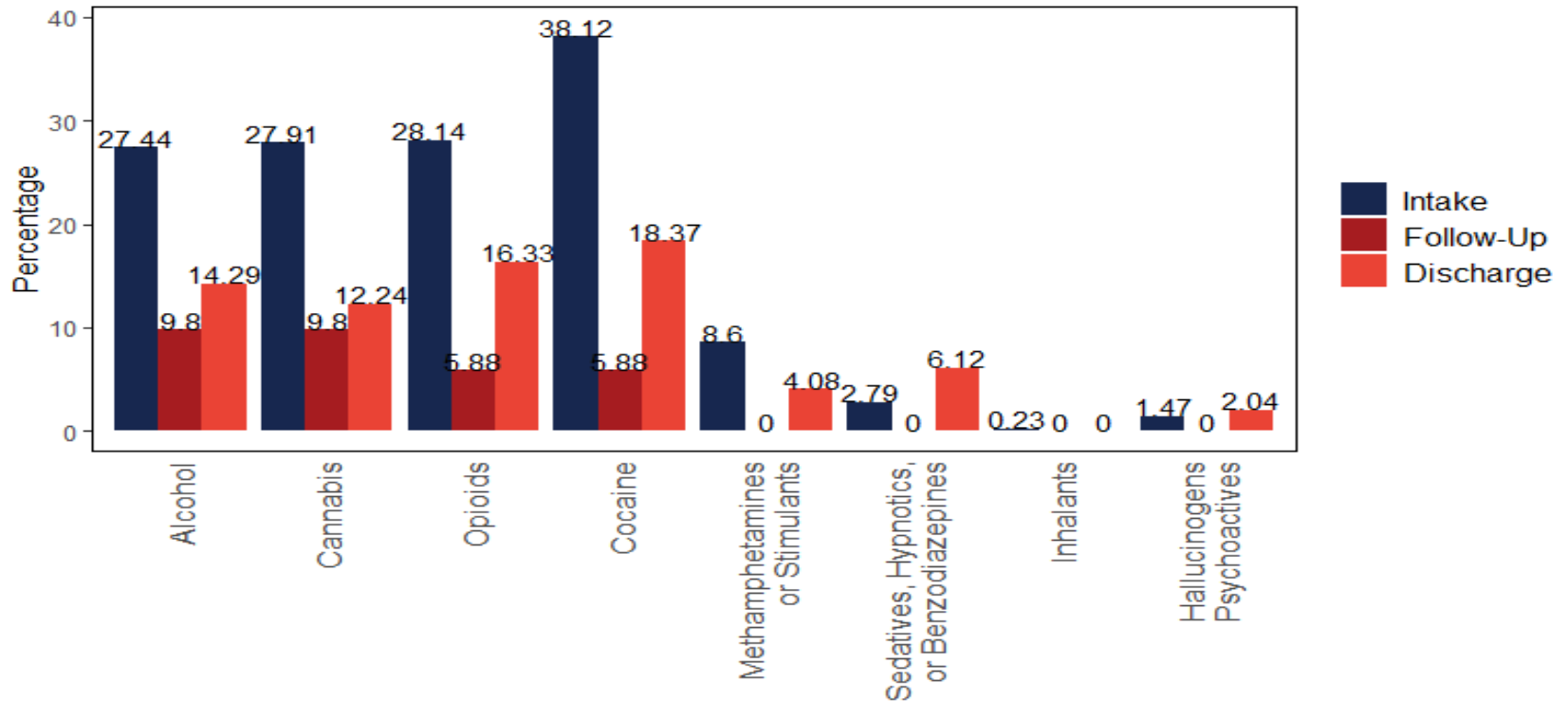
\*Statuses are only included if reported by at least one client

# Employment Status



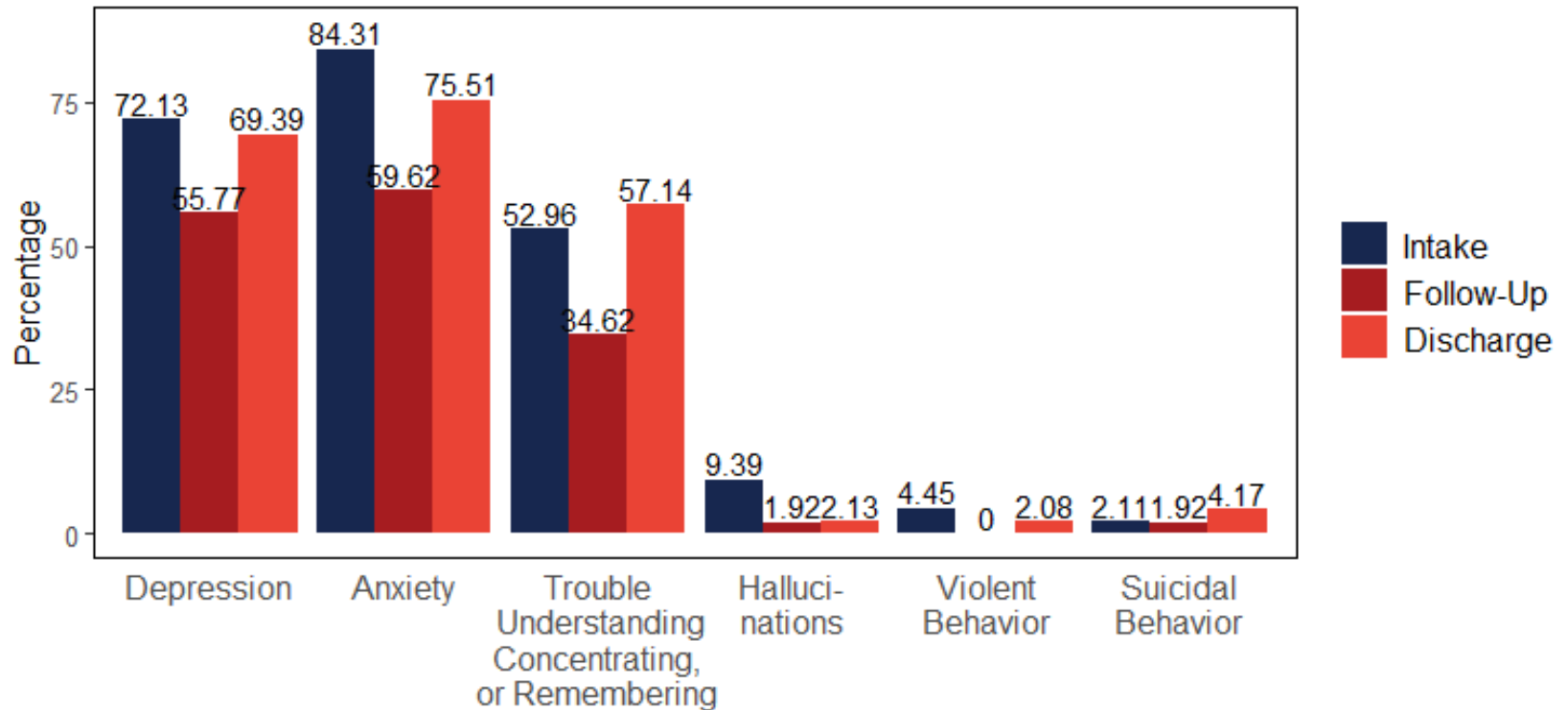
\*Statuses are only included if reported by at least one client

# Substances Used



\*Substances are only included if reported by at least one client

# Mental Health Symptoms



\*Symptoms are only included if reported by at least one client

# Questions?



# Data Dashboard Development

- ▶ TLCHD developing overdose data dashboard to support activities and community partners
- ▶ Data available upon request
- ▶ Categories
  - Overdose Fatality Review Decedent Data
  - TFRD Overdose Run Data
  - Naloxone Data
  - NOSS Data



# Organizational Updates



LUCAS COUNTY OPIATE **COALITION**



JAKE & COOPER'S  
**BARK ♥ PARK**



**5K ♥ 9**  
**WALK & RUN**

**1 MILE**  
**MUTT STRUT**  
AND BEST-DRESSED DOG AWARD!

**MAY 19**

Begins at 9:00AM at the East YMCA  
2960 Pickle Road • Oregon, OH

**Sponsorships Available!**



Scan for info  
& to register

● **Business Sponsorships Available!** Scan code to register as sponsor or participant or: <https://runsignup.com/Race/OH/Oregon/JakeCoopers5K9Runand1MileFamilyMuttStrut>

*Sponsor registration deadline is March 28, 2024.*  
All proceeds benefit Jake & Cooper's Bark Park.





We're Celebrating Five Years in  
**MAUMEE.**



**1,984**

*Unique Patients Seen*

**25,857**

*Total Behavioral Health Hours*

*Join us to celebrate our fifth anniversary with an open house event and cookout! Food will be provided.*

**When:** *Monday, May 6 from 12pm-2pm*

**Where:** *BrightView Maumee  
1655 Holland Road, Suite F, Maumee, OH 43537*

**RSVP:** *RSVP to Chelsae King, Community Outreach Manager  
567.686.2388*

**MAY 8<sup>th</sup> 2024**  
**1700 – 1900**

# **Veterans 4 Veterans**




*Monthly Meeting*  
*Led By*  
*Veterans for Veterans*



**No longer active, Never Forgotten**  
**One Mission. One Voice.**

**MOTT LIBRARY**  
**Dorr & N Hawley**

**1700 – 1730 Networking & Dinner**  
**1730 – 1800 Introductions & Presentation**  
**1800 – 1900 Demonstration & Discussion**

**Email [gkrieger@harbor.org](mailto:gkrieger@harbor.org)**  
**Or Scan our QR Code**   
**To RSVP as food will be provided.**

